

State Board for Technical and Comprehensive Education

SC TECHNICAL COLLEGE SYSTEM

Budget Request 2025-26

Presentation to the Higher Education Subcommittee of the House Ways and Means Committee

Rep. Nathan Ballentine, Chairman

Rep. Gilda Cobb-Hunter

Rep. Bill Taylor

SC TECHNICAL COLLEGE SYSTEM: HIGHLIGHTS



147K

SOUTH CAROLINA'S LARGEST HIGHER EDUCATION SECTOR

Each year the System educates and trains over 147,000 South Carolinians through our credit programs (108,313) and continuing education programs (39,653).



<30 MIN

GEOGRAPHICALLY ACCESSIBLE ACROSS THE STATE

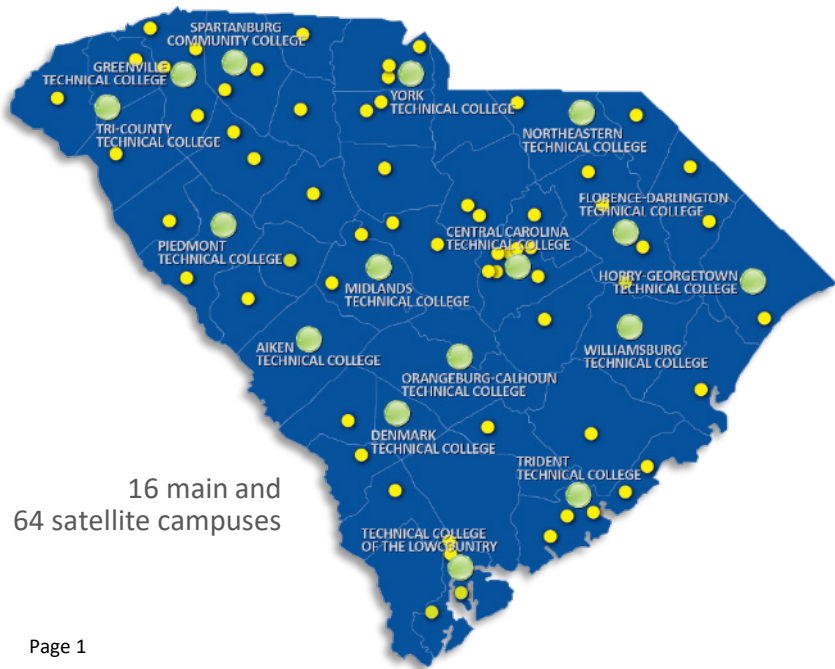
Our colleges are strategically located across the state with nearly every South Carolinian within a 30-minute drive of one of our 16 main campuses or 64 satellite campuses.



900+

FLEXIBILITY THROUGH BREADTH AND DEPTH OF PROGRAMS

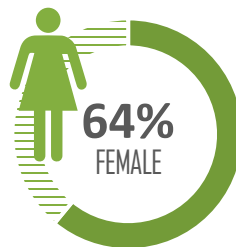
Our colleges offer a variety of programs in South Carolina's high-demand, high-paying fields, including 74 degrees, 19 diplomas and over 900 certificate programs.



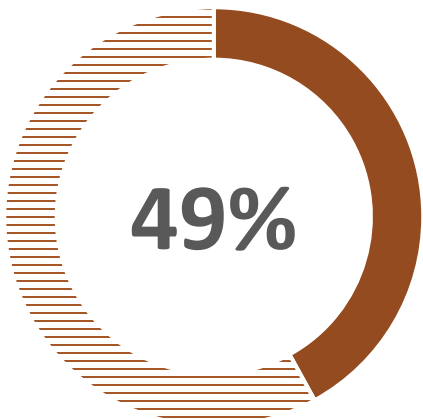
16 main and
64 satellite campuses

REFLECT THE COMMUNITIES WE SERVE

Our colleges provide one of the most accurate pictures of a community in terms of its population, its demographic makeup and its business and industry focus.

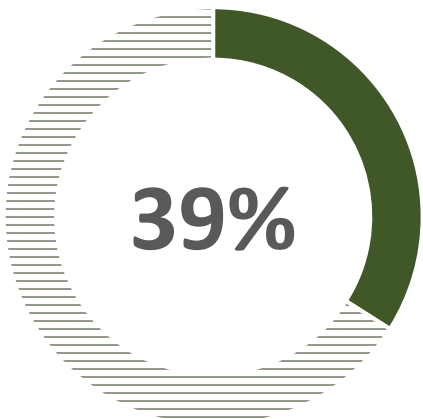


SC TECHNICAL COLLEGE SYSTEM: HIGHLIGHTS



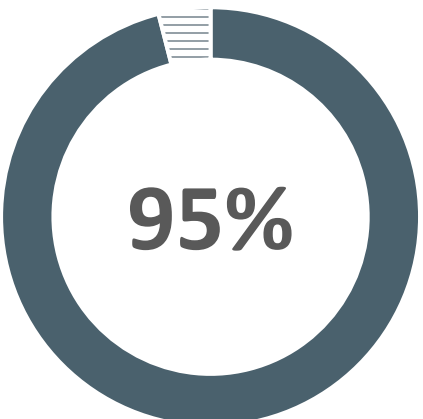
ACCESSIBLE

49% of all South Carolinians enrolled as undergraduates in South Carolina's public higher education attends one of our 16 colleges.



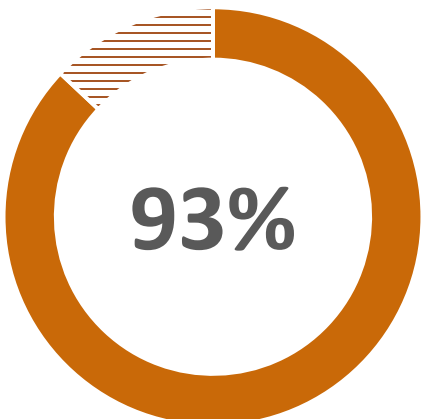
AFFORDABLE

Average annual tuition at one of our colleges is 39% of the average annual tuition at a four-year institution. Our colleges remain South Carolina's most affordable path to a quality higher education.



TARGETED

95% of our students are South Carolina residents. Nearly all our students are citizens of the state and choose to live and work in South Carolina after completing their education.



RELEVANT

93% of our graduates are placed in a job related to their field of study or are continuing their education.

SC TECHNICAL COLLEGE SYSTEM: HIGHLIGHTS



readySC™ provides customized recruiting and training to qualifying companies locating or expanding in South Carolina.

In order to qualify, companies must be producing new, permanent, full-time, direct-hire positions with competitive wages and benefits.

BY THE NUMBERS

- 5,491 trained last fiscal year
- 97 companies served
- Nearly 324,000 trained since 1961
- 58% African-American; 29% Caucasian; 13% Other
- 43% Female; 57% Male
- 35 Average Age
- 12 Average Education

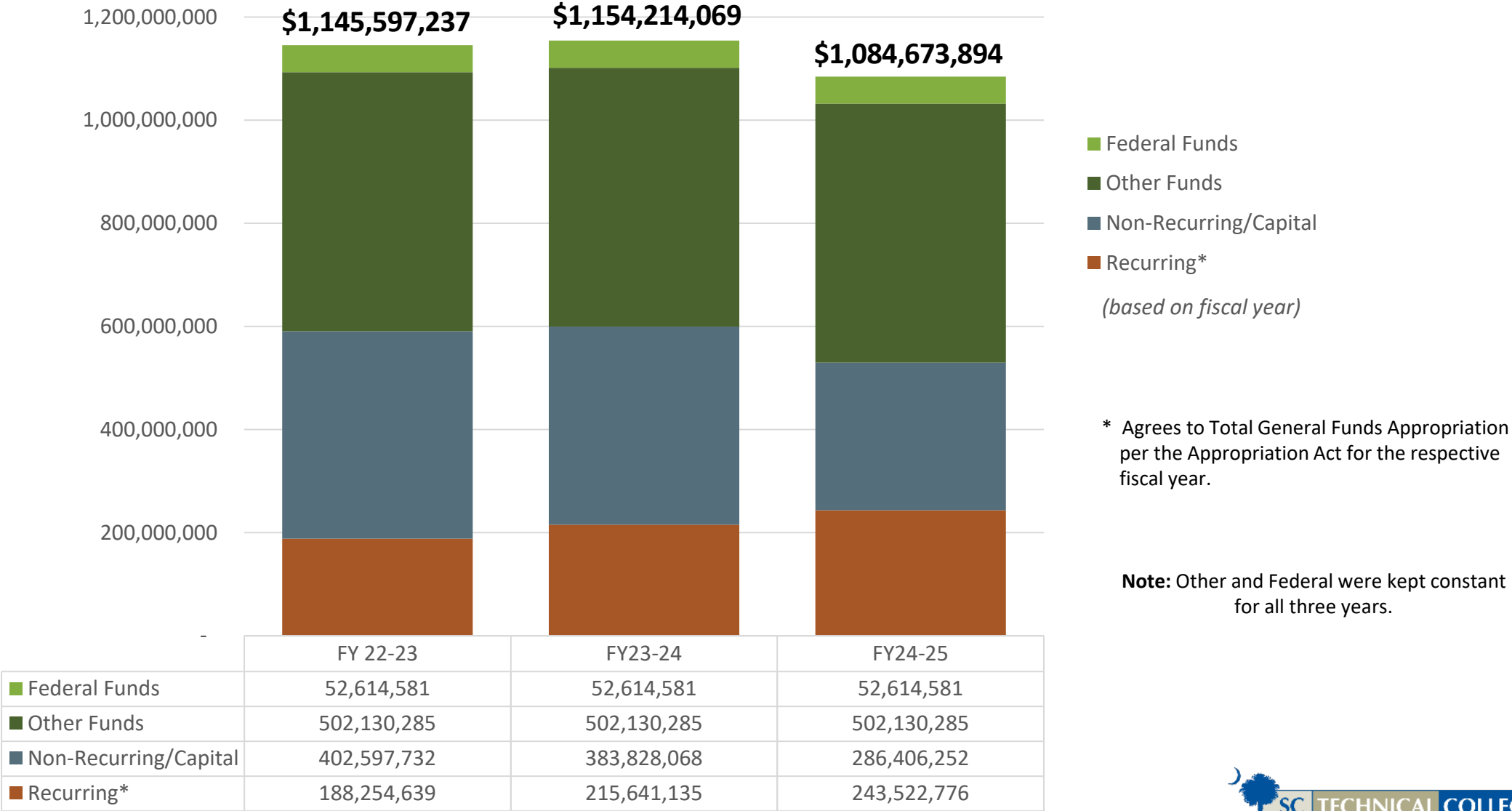


Apprenticeship Carolina™ works to increase the awareness and use of registered apprenticeship as an essential workforce development tool.

BY THE NUMBERS

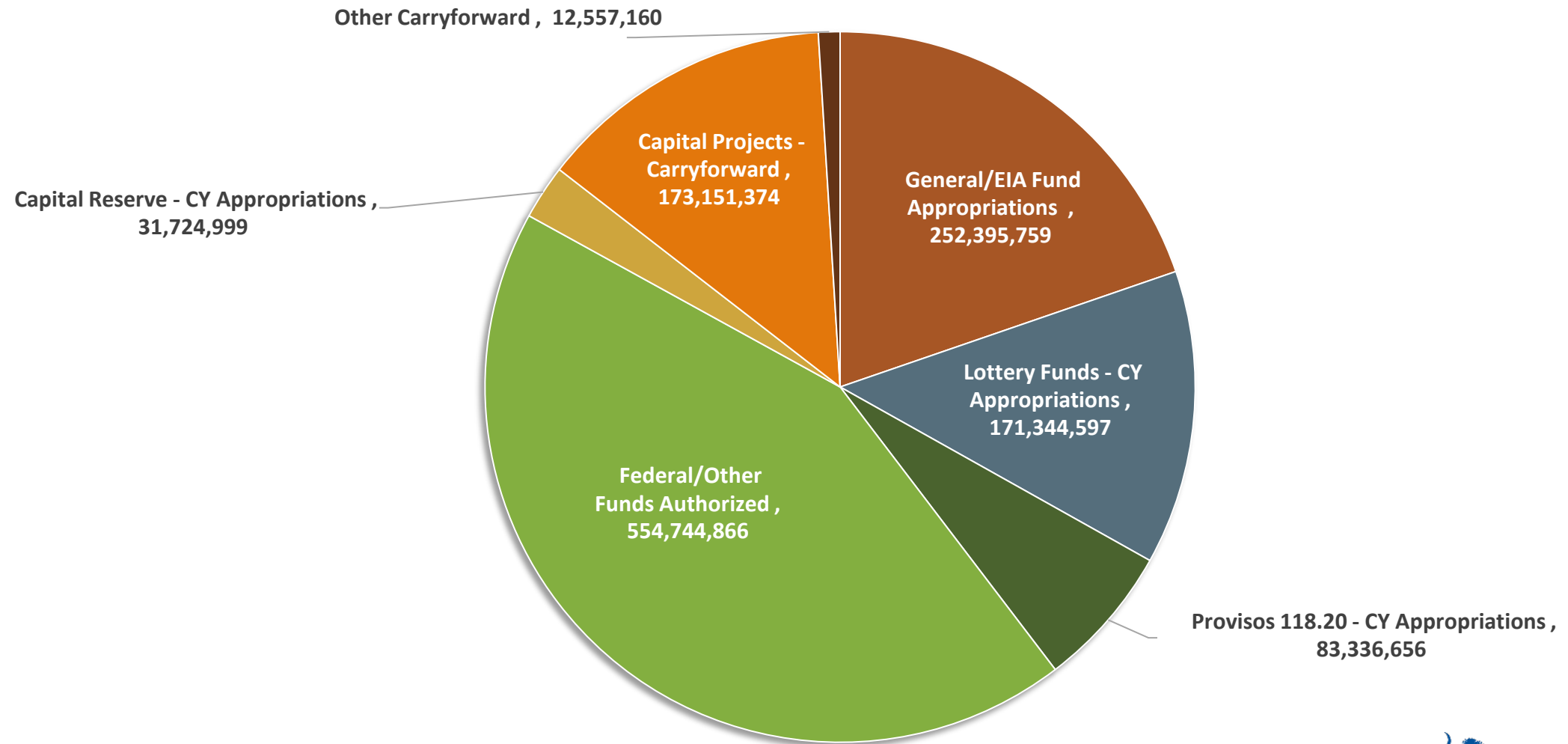
- 932 companies participating across the state with an active registered program
- 6,935 active apprentices statewide
- 1 in 3 companies registers more than one occupation
- Over 3,057 active occupations registered
- Nearly 3,000 active youth apprentices across the state

APPROPRIATIONS HISTORY: THREE YEARS



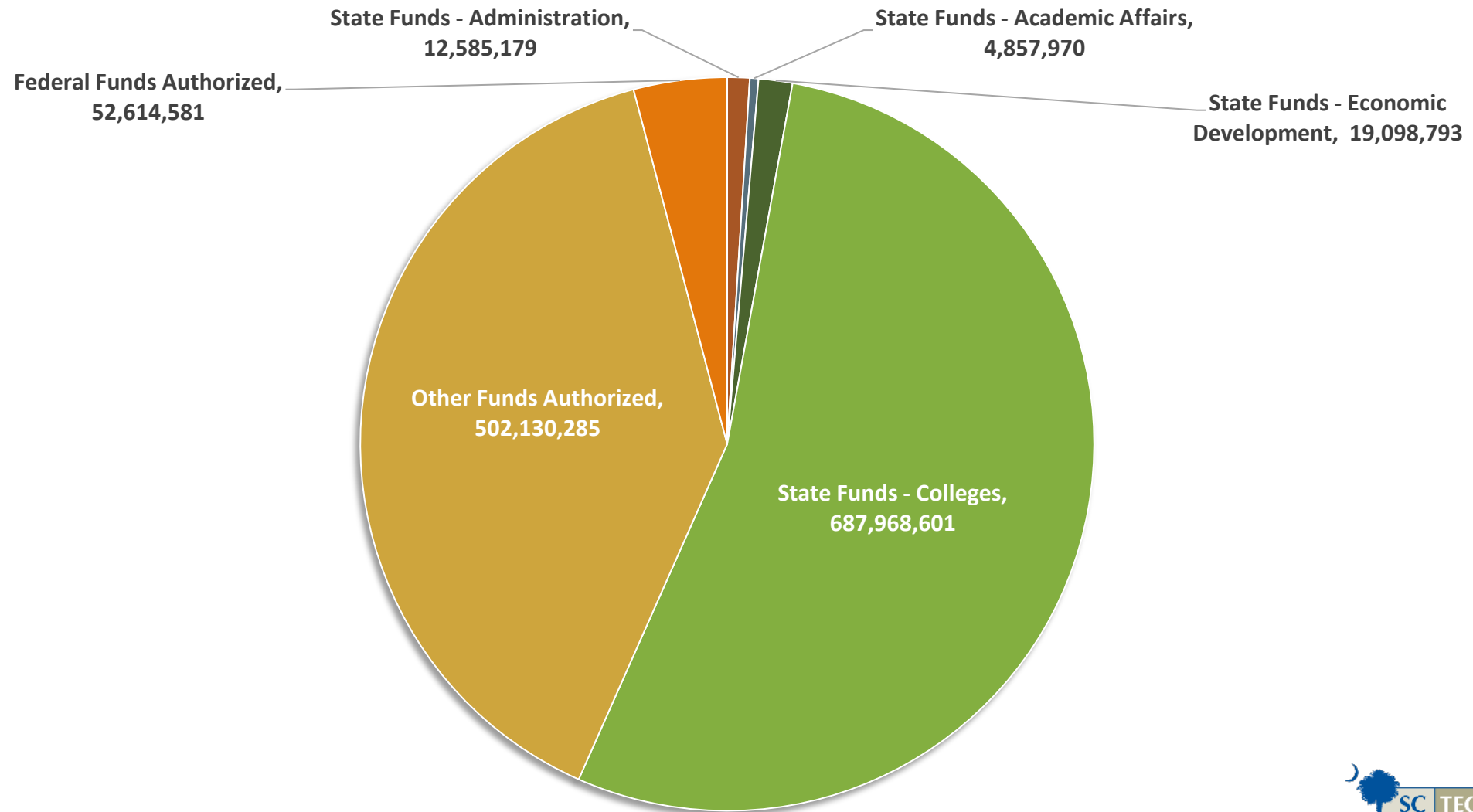
FY25 PROJECTED CURRENT REVENUE

System



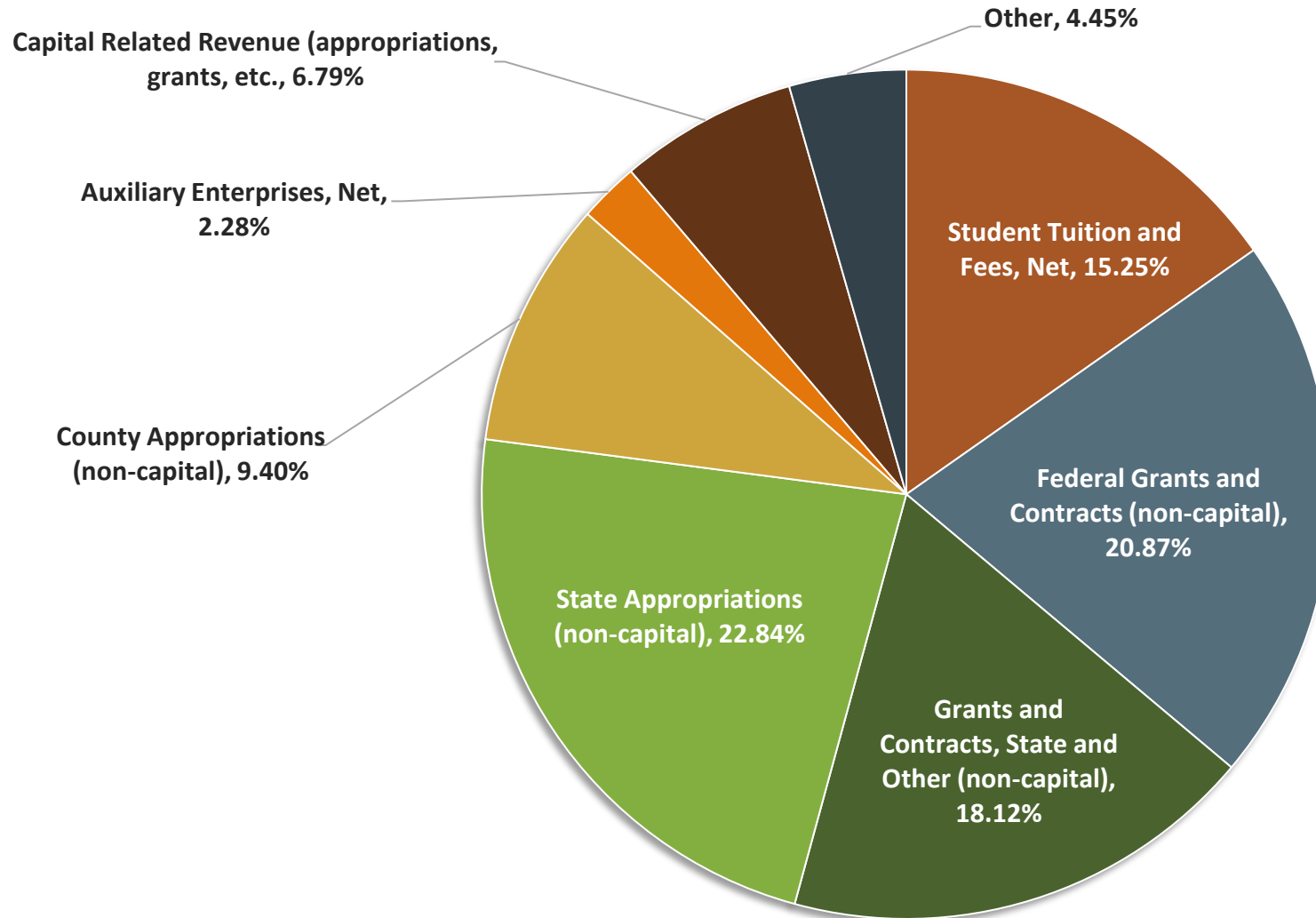
FY25 PROJECTED CURRENT EXPENSES

System



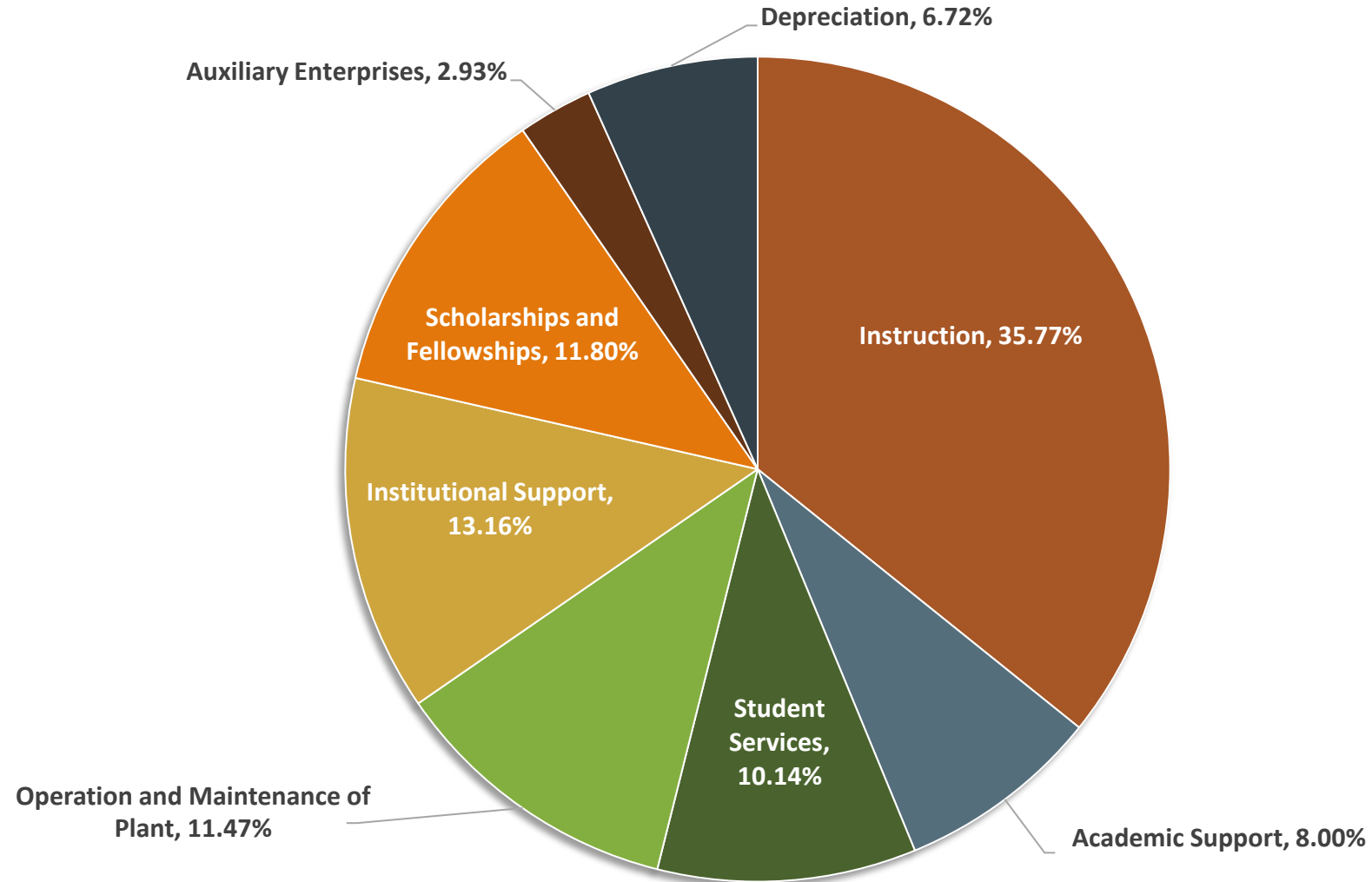
FY24 COLLEGE ACTUAL REVENUE

By Source



FY24 ACTUAL COLLEGE EXPENSES

By Function

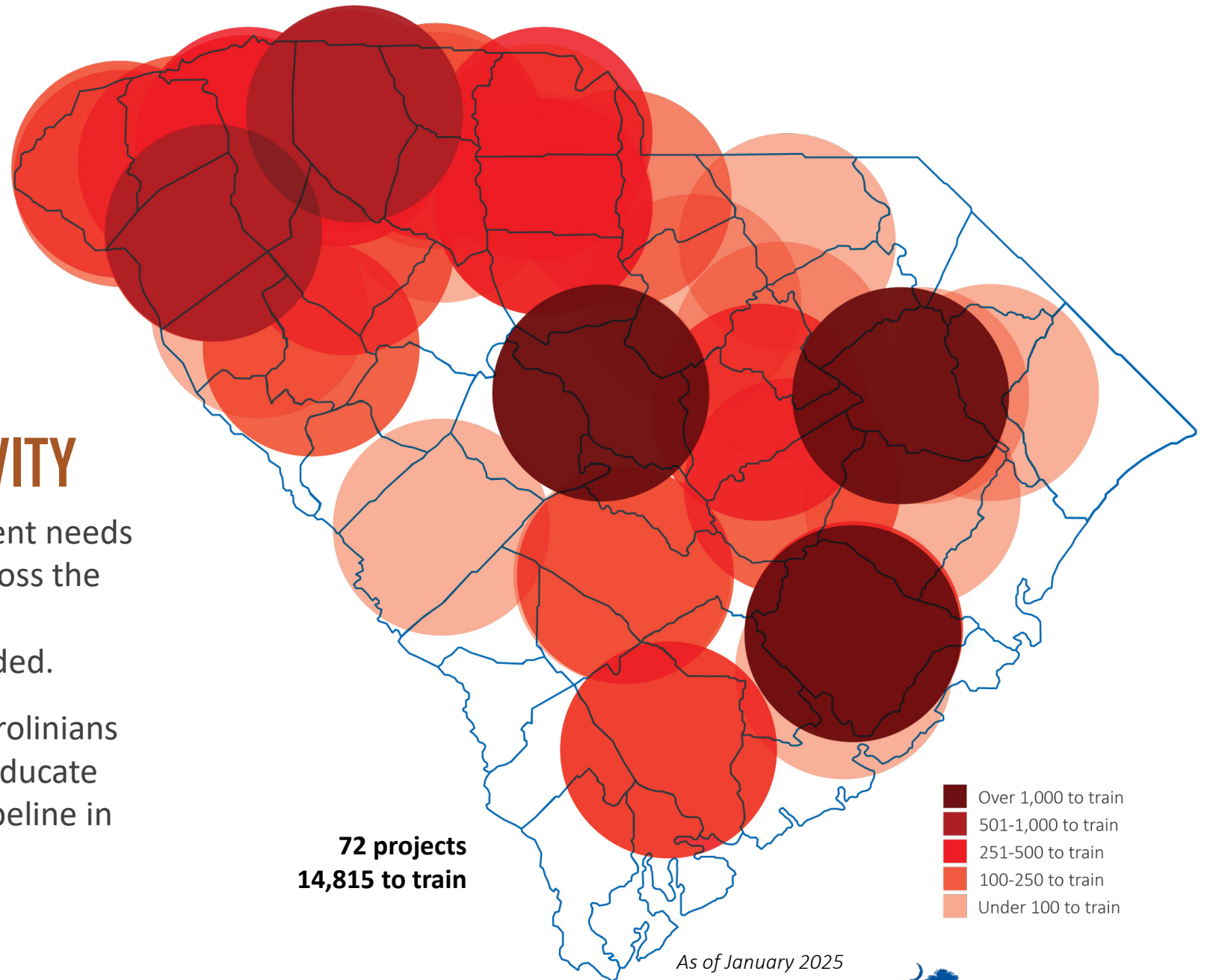


TODAY'S PROJECT ACTIVITY

This heat map depicts the recruitment needs for announced readySC projects across the state. In addition, there are several prospects and expansions not included.

This shows the number of South Carolinians our technical colleges will need to educate and train to keep a skilled, ready pipeline in place.

72 projects
14,815 to train



BUDGET REQUEST: FY25-26

RECURRING REQUEST

Base funding for the local colleges	\$12.0M
Dual Enrollment Initiative	\$5.0M

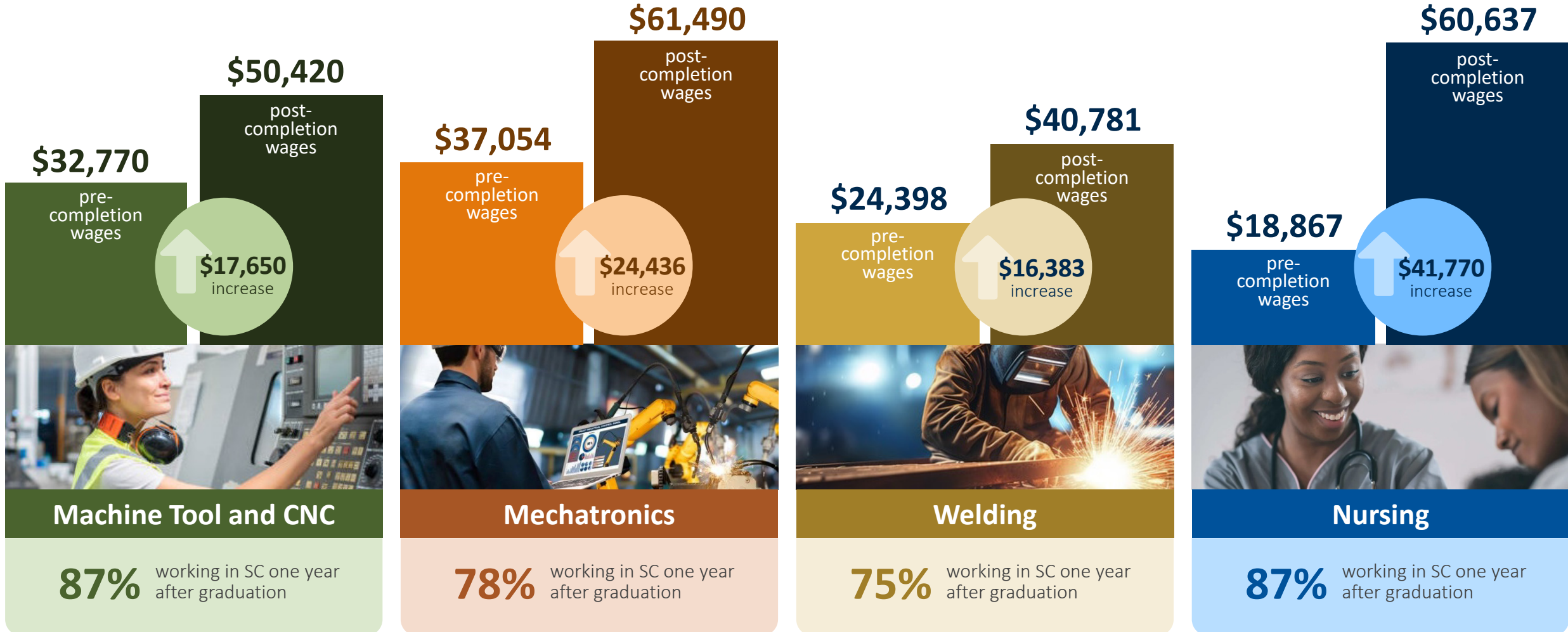
NON-RECURRING REQUEST

Lottery Tuition Assistance (LTAP)	\$56.1M
Continue SC WINS scholarship	\$95.0M
Equipment for high-demand jobs skills training	\$25.0M
Continue funding for readySC™ to deliver on commitments made by the state	\$5.0M

CAPITAL

Individual college initiatives	\$470.1M
--------------------------------	----------

A LOOK AT RETURN ON INVESTMENT



START COLLEGE HERE: STUDENT SPOTLIGHTS

"I KNEW I WANTED TO GRADUATE EARLY. I ALSO KNEW THAT AS A FULL-TIME WORKER, MOM, WIFE, AND STUDENT, THAT WOULDN'T BE EASY."

Bianca Brooks
Aiken Technical College

[READ MORE](#)



"MY OLDER SISTER GOT A HIGH SCHOOL DIPLOMA AND THEN WENT TO MIDLANDS TECH, SO I KIND OF FOLLOWED IN HER FOOTSTEPS. WE'VE BOTH MADE IT FARTHER THAN OUR PARENTS DID, AND I'M REALLY PROUD OF THAT."

Perla Rocha
Midlands Technical College


[READ MORE](#)



"I USED TO THINK, I'M TALENTED. IT'LL WORK OUT. BUT IT'S ABOUT SO MUCH MORE THAN TALENT."

Tyler Cornwell
Midlands Technical College

[READ MORE](#)



"BECAUSE OF EARLY COLLEGE, I'VE CUT TWO YEARS OFF AN EXPENSIVE EDUCATION, AND I'M THAT MUCH CLOSER TO MY FUTURE."

Ellie Heape
Orangeburg-Calhoun Technical College


[READ MORE](#)



"WHAT'S MOST IMPORTANT IS FINDING WAYS TO EMPOWER PEOPLE. INSPIRING THEM IS GREAT, BUT IF YOU EMPOWER THEM, YOU GIVE THEM THE TOOLS TO NAVIGATE THEIR SITUATIONS ON THEIR OWN."

Robin Butler
Orangeburg-Calhoun Technical College

[READ MORE](#)



RECURRING REQUEST

Request	Amount	Justification
Instructional and Workforce Development Programs	\$12,000,000	<p>The System's recurring funding request is designed to enhance the ability of the System and its 16 colleges to meet workforce demand effectively. By increasing recurring funding, we can ensure that our institutions have the resources necessary to provide high-quality education and training that aligns with the needs of today's job market. This investment is crucial for preparing our students for successful careers and supporting our state's economic growth.</p> <p>For FY23, the total operating cost (excluding depreciation and scholarships) across all 16 colleges totaled \$679.3 million; therefore, the requested recurring amount of \$12 million is less than 2% of total expenses, far below the Higher Education Price Index (HEPI) estimate of 3.4% for FY24, the most recent estimate published by the Commonfund Institute.</p>

RECURRING REQUEST

Request	Amount	Justification
Dual Enrollment Initiative	\$5,000,000	This request aims to increase dual enrollment opportunities for students throughout the state. By allowing high school students to take college courses at low to no cost while still in high school, we are reducing financial burdens. We are also preparing the students for the rigors of college work and equipping them with essential skills for the workplace.

NON-RECURRING REQUEST

Request	Amount	Justification
SC Workforce Industry Needs Scholarship (SC·WINS)	\$95,000,000	<p>South Carolina’s technical colleges prepare students for in-demand, high-paying jobs, good jobs with great futures, good wages, and opportunities for advancement in any climate. Our state currently has thousands of jobs available in critical employment areas, with many more to follow as we adapt and pivot to address new needs.</p> <p>Renewed funding of the SCWINS Program will enable us to continue providing aid to thousands of students who enrolled in high demand job skills programs, enabling these students to then fill critical gaps in our workforce.</p> <p>The fiscal year 2024-2025 appropriated amount for SCWINS was \$94 million, so we are requesting continued support for this critical program.</p>

NON-RECURRING REQUEST

Request	Amount	Justification
Lottery Tuition Assistance Program (LTAP)	\$56,100,000	<p>The lottery tuition assistance appropriation for fiscal years 2023-2024 and 2024-2025 was \$51.1 million in each fiscal year, so we are asking that the amount be increased by \$5 million for the upcoming fiscal year. The Lottery Tuition Assistance Program (LTAP) benefits eligible students at technical colleges (approximately 92% of funding) as well as other two-year institutions (approximately 8% of funding) and, at the current funding level, allows for awards of \$75 per credit hour to eligible students. From smaller class sizes and campuses to the flexibility provided by a variety of learning options, technical colleges offer not only a quality education at an affordable price but also a safe and stable alternative for those considering their college options in these unprecedented times. Technical colleges deliver quality, relevant instruction at an affordable cost, helping to keep education moving forward without adding burden to the financial strain many families are feeling.</p> <p>Nearly a third of technical college students rely on LTAP, and over 400,000 technical college students have benefited from the program since its inception. Because of programs like LTAP, our students leave with little or no debt. South Carolina’s technical colleges provide one of the state’s most affordable college options.</p>

NON-RECURRING REQUEST

Request	Amount	Justification
Equipment for High-Demand Jobs Skills Training	\$25,000,000	<p>High-skill, high-demand jobs often require high-cost equipment to ensure what students encounter in the training lab accurately reflects what they will encounter in the workplace. Additional equipment funding effectively positions our colleges to meet this demand.</p> <p>The Technical College System's job placement rate makes it essential that equipment and labs reflect the workplace where our students will eventually go to work. Our colleges need the right tools and technologies to help students successfully access learning, flourish on their educational journeys, and enjoy productive careers and lives in South Carolina. High-skill, high-demand jobs often require high-cost equipment to ensure what students encounter in the training lab accurately reflects what they will encounter on the job. Additional equipment funding effectively positions the technical colleges to meet the demands of business and industry in these high-demand STEM, manufacturing, and healthcare fields. Funds will be used to upfit and expand labs with the latest equipment for programs such as mechatronics, machine tool technology, welding, health sciences, and automotive technologies. The request represents the colleges' critical capital equipment needs for the coming year.</p> <p>This nonrecurring request does not increase the need for recurring funds.</p>

NON-RECURRING REQUEST

Request	Amount	Justification
readySC Direct Training	\$5,000,000	<p>The Technical College System’s readySC program was established as an economic development training incentive designed to guarantee South Carolina could remain competitive through changing economic circumstances. It remains a key component of South Carolina’s development engine and has been recognized for more than 50 years as one of the nation’s premier programs of its kind. This award-winning program offers coordinated workforce training in partnership with the state’s sixteen technical colleges and helps provide well trained employees to companies investing in South Carolina.</p> <p>readySC focuses on the recruiting and initial training needs of new and expanding organizations in South Carolina by providing recruiting, assessment, training development, management, and implementation services to qualifying organizations creating new, permanent, fulltime jobs for the state that offer competitive wages and benefits.</p> <p>Funding for readySC allows the program to fulfill its commitments to its partner companies, commitments that were initiated in the prospect phase and more comprehensively defined in the project development phase. If these funds were not received, the impact to partner companies, the citizens of SC, and the reputation of the State of South Carolina would be considerable.</p> <p>This nonrecurring appropriation does not create a need for recurring funds.</p>

CAPITAL REQUEST

Request	Amount	Justification
Individual College Initiatives – Capital Projects	\$470,069,718	The Individual College Initiatives represent capital facilities requests for all sixteen colleges. The Capital Facilities needs give South Carolinians the facilities necessary to successfully prepare for future workforce needs and include projects that have been carefully considered, properly vetted, and approved by our colleges and the State Board. The projects are included and have been prioritized on the CPIP for each technical college.

FEDERAL FUNDS REQUEST

Request	Amount	Revenue Source	Description
Technical Colleges - Federal Funds Increase	--	--	The System is making no request to change appropriated amount for federal funds.

FTE REQUEST

The System is not requesting additional state-funded FTEs for FY25-26.

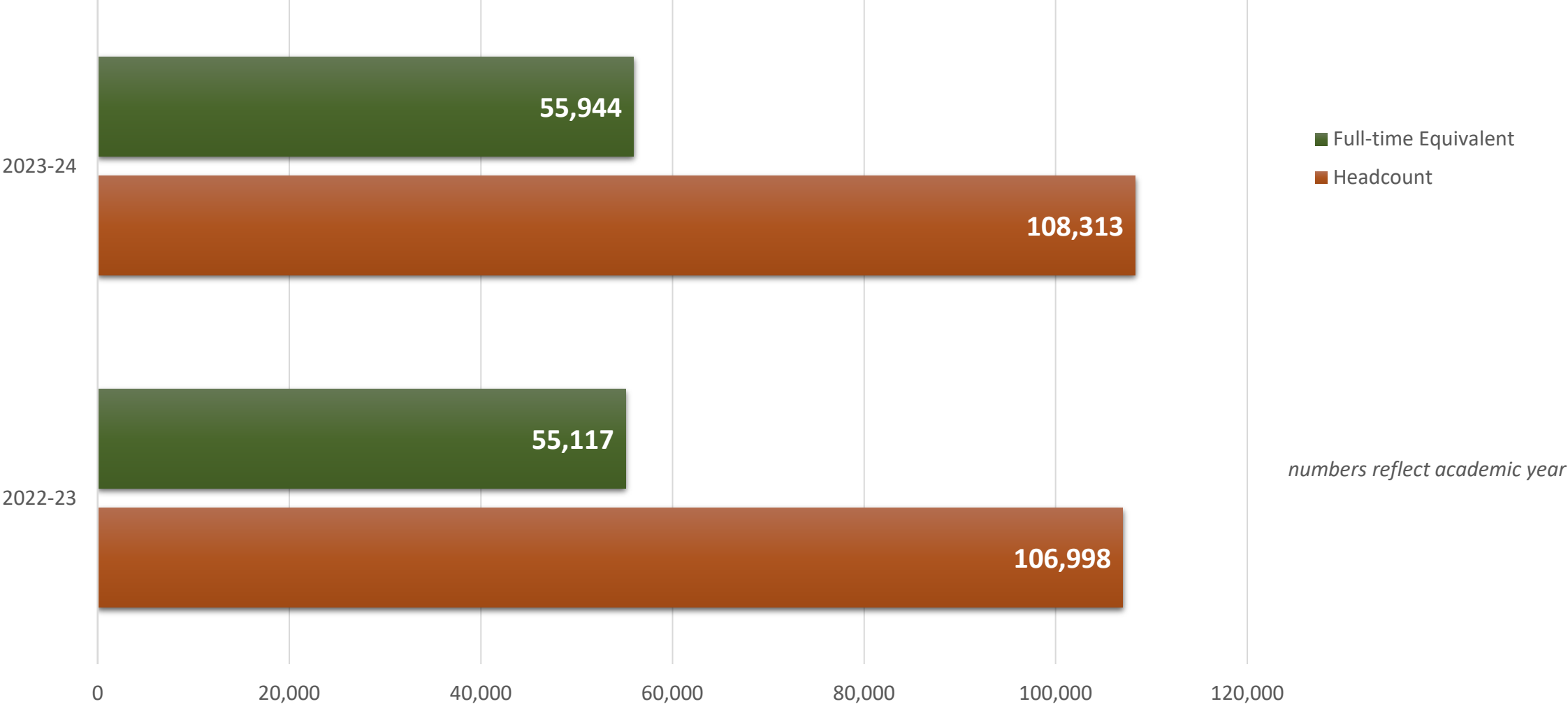
PROVISO REQUESTS

- 25.1.** (TEC: Training of New & Expanding Industry) - KEEP
- 25.2.** (TEC: Training of New & Expanding Industry Carry Forward) - KEEP
- 25.3.** (TEC: Training of New & Expanding Industry - Payments of Prior Year Expenditures) – KEEP
- 25.4.** (TEC: Critical Statewide Workforce Needs) – KEEP
- 25.5.** (TEC: Florence-Darlington Marion Campus) – KEEP
- 25.6.** DELETED in FY24-25 Budget
- 25.7.** (TEC: Shared Services) – KEEP
- 25.8.** (TEC: York Fund Repurpose) – DELETE
- 25.9.** (TEC: IDD Workforce Pilot) – Conform to Funding
- 25.10.** (TEC: Denmark Technical Funds) - DELETE

APPENDIX

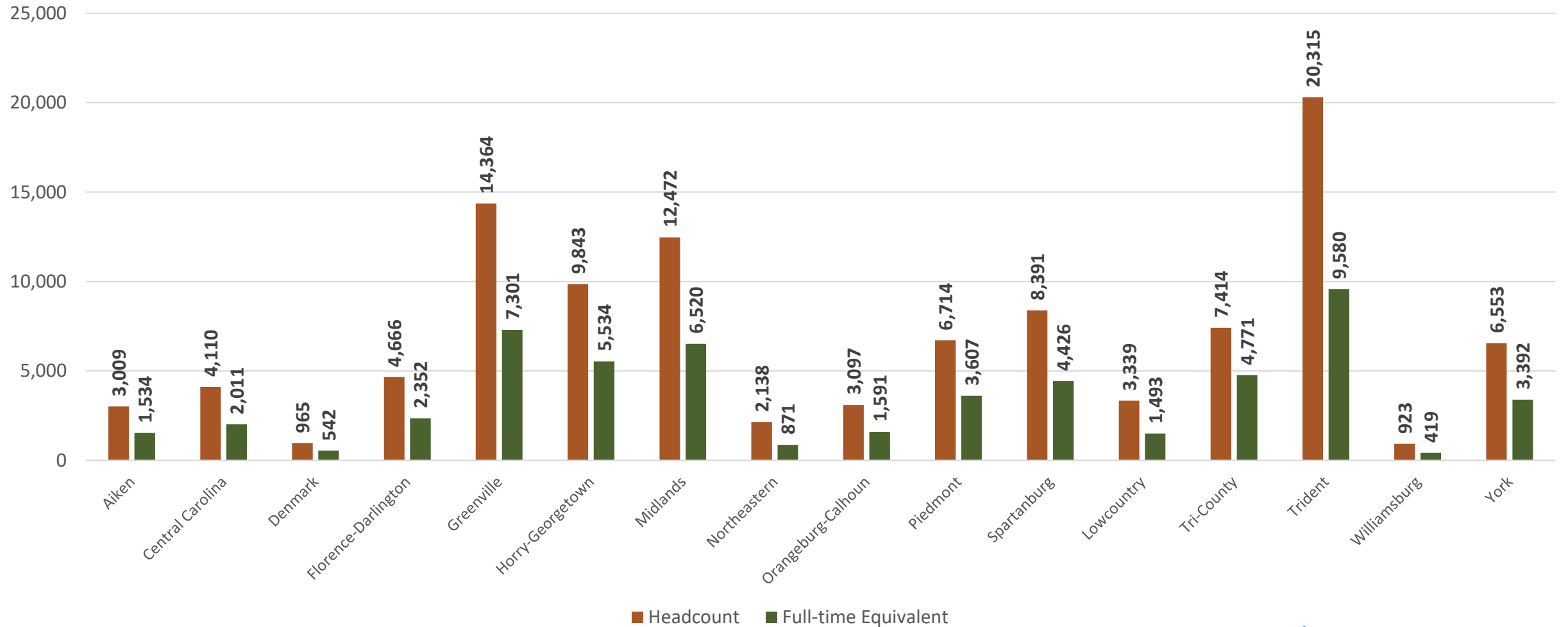
STUDENT ENROLLMENT: HEADCOUNT V. FTE

System-wide



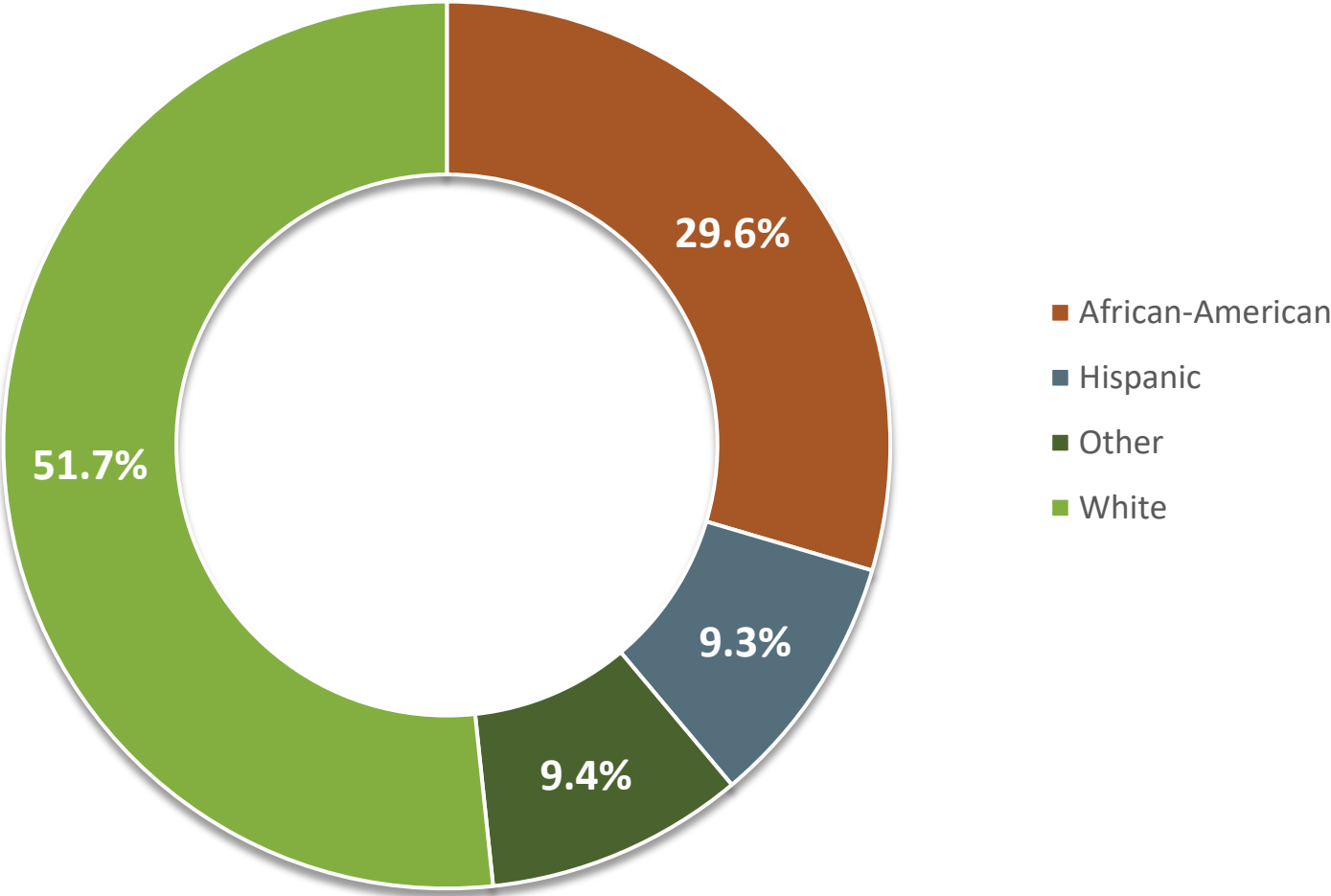
STUDENT ENROLLMENT: HEADCOUNT V. FTE

by College



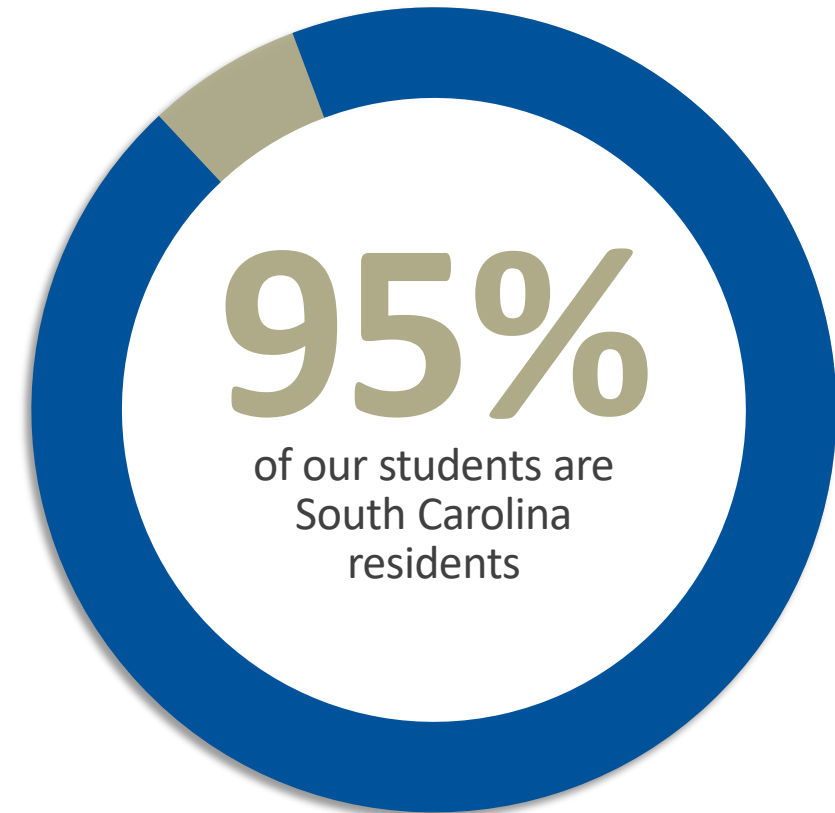
MINORITY ENROLLMENT

System-wide



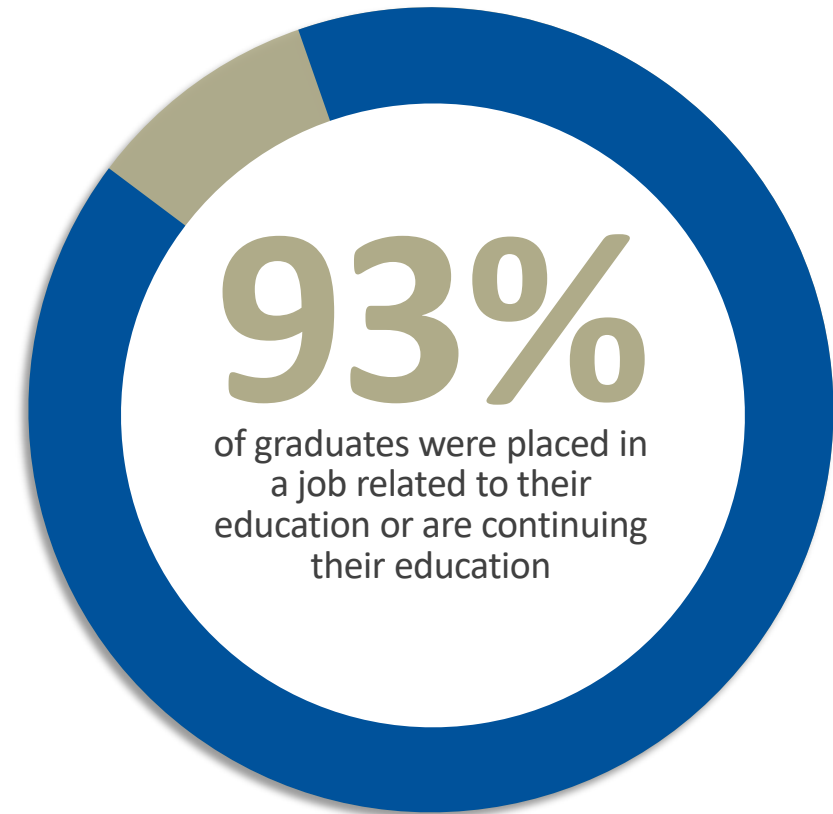
IN-STATE V. OUT-OF-STATE STUDENTS

The System Educates and Trains
South Carolinians to
Live and Work In South Carolina



PLACEMENT RATES

The System Prepares Students
for High-Demand, High-Wage Jobs



*Academic Year 2022-23 used for calculation due to
the prescribed time period allowed for students to find a job*

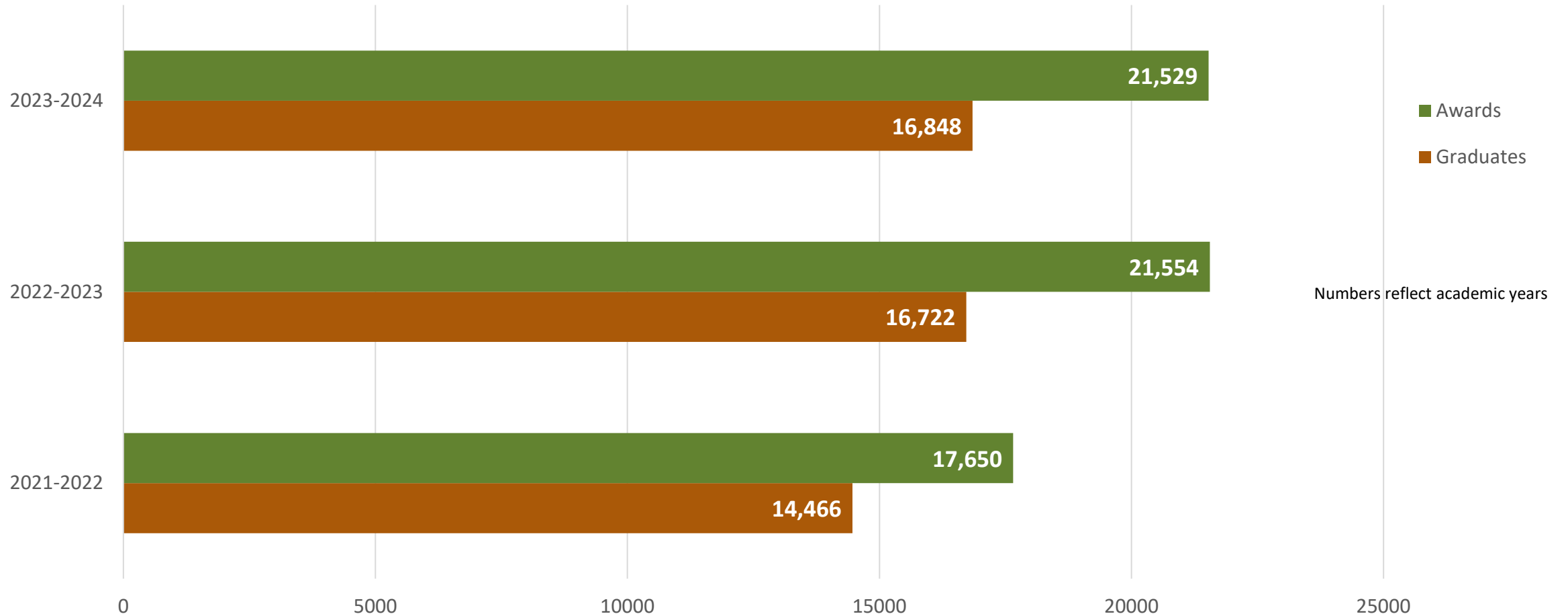
STUDENT ENROLLMENT: PLACEMENT RATES

by College

College	AY2022-23 Placement Rates
Aiken	94%
Central Carolina	93%
Denmark	98%
Florence-Darlington	96%
Greenville	91%
Horry-Georgetown	96%
Midlands	95%
Northeastern	88%
Orangeburg-Calhoun	93%
Piedmont	94%
Spartanburg	90%
Lowcountry	97%
Tri-County	94%
Trident	94%
Williamsburg	86%
York	93%

GRADUATES AND AWARDS

System-wide



TUITION & FEE HISTORY

by College

	AY2019-20		AY2020-21		AY2021-22		AY2022-23		AY2023-24	
	Full-Time, In-State	Full-Time, Out-of-State	Full-Time, In-State	Full-Time, Out-of-State	Full-Time, In-State	Full-Time, Out-of-State	Full-Time, In-State	Full-Time, Out-of-State	Full-Time, In-State	Full-Time, Out-of-State
Aiken	\$4,826	\$6,880	\$4,946	\$6,880	\$4,946	\$6,880	\$4,946	\$6,880	\$4,976	\$6,910
Central Carolina	\$4,752	\$7,944	\$4,896	\$8,184	\$4,896	\$8,184	\$4,896	\$8,184	\$4,896	\$8,184
Denmark	\$4,566	\$8,892	\$4,860	\$9,204	\$5,041	\$9,542	\$5,102	\$9,614	\$5,412	\$9,924
Florence-Darlington	\$4,606	\$6,742	\$4,606	\$6,742	\$4,606	\$6,742	\$4,636	\$6,772	\$4,636	\$6,772
Greenville	\$4,778	\$9,410	\$4,778	\$9,410	\$4,778	\$9,410	\$4,970	\$9,770	\$4,990	\$10,230
Horry-Georgetown	\$4,372	\$8,620	\$4,372	\$8,620	\$4,372	\$8,620	\$4,372	\$8,620	\$4,468	\$8,836
Midlands	\$4,788	\$13,812	\$4,788	\$13,812	\$4,788	\$13,812	\$4,788	\$13,812	\$4,788	\$13,812
Northeastern	\$4,518	\$7,350	\$4,902	\$7,878	\$4,902	\$7,878	\$5,664	\$6,024	\$5,664	\$6,024
Orangeburg-Calhoun	\$4,610	\$7,370	\$4,730	\$7,490	\$4,730	\$7,490	\$4,970	\$7,970	\$4,970	\$7,970
Piedmont	\$4,582	\$6,628	\$4,582	\$6,628	\$4,582	\$6,628	\$4,582	\$6,628	\$4,810	\$6,958
Spartanburg	\$4,782	\$9,582	\$4,902	\$9,822	\$4,902	\$9,822	\$5,046	\$10,110	\$5,146	\$10,210
Lowcountry	\$4,852	\$10,396	\$5,140	\$11,020	\$5,140	\$11,020	\$5,476	\$11,020	\$5,696	\$11,240
Tri-County	\$4,448	\$10,040	\$4,448	\$10,208	\$4,448	\$10,304	\$4,448	\$10,832	\$4,448	\$11,096
Trident	\$4,563	\$8,606	\$4,563	\$8,606	\$4,563	\$8,606	\$4,563	\$8,606	\$4,563	\$8,606
Williamsburg	\$4,488	\$8,400	\$4,488	\$8,400	\$4,488	\$8,400	\$4,488	\$8,400	\$4,488	\$8,400
York	\$4,532	\$9,836	\$4,562	\$9,866	\$4,562	\$9,866	\$4,556	\$9,860	\$4,592	\$9,896

SCHOLARSHIP & GRANTS

Numbers Awarded by College

	FALL 2023 SCHOLARSHIPS/GRANTS RECIPIENT NUMBERS							SPRING 2024 SCHOLARSHIPS/GRANTS RECIPIENT NUMBERS							SUMMER 2024 SCHOLARSHIPS/GRANTS RECIPIENT NUMBERS						
	Fed Suplmntl Educ Oppty Grant	Life	Lottery Tuition Assistance	Pell	Work Study	SC Need-based Grant Prog	SCWINS	Fed Suplmntl Educ Oppty Grant	Life	Lottery Tuition Assistance	Pell	Work Study	SC Need-based Grant Prog	SCWINS	Fed Suplmntl Educ Oppty Grant	Life	Lottery Tuition Assistance	Pell	Work Study	SC Need-based Grant Prog	SCWINS
Aiken	110	133	609	1,046	10	285	218	65	113	531	936	8	218	238	8	1	235	540	5	126	190
Central-Carolina	172	177	1,278	1,151	18	286	856	141	137	1,283	1,119	18	282	859	0	0	536	696	0	142	551
Denmark	89	34	258	309	122	69	429	104	31	261	298	148	80	153	18	0	183	111	1	16	1
Florence-Darlington	277	337	982	1,426	27	412	1,627	269	301	912	1,387	27	502	1,029	260	1	318	810	9	0	413
Greenville	641	1,070	3,885	3,146	30	1,225	2,931	594	1,042	3,498	3,102	35	1,052	2,589	54	3	1,620	1,696	27	0	1,567
Horry-Georgetown	220	787	2,463	2,810	46	869	2,027	338	710	2,376	2,575	47	721	1,854	216	13	870	1,397	0	123	1,188
Midlands	298	965	3,250	3,163	29	1,068	2,759	640	912	2,958	2,835	31	1,066	2,707	42	2	1,086	1,509	23	619	1,575
Northeastern	98	18	570	510	15	96	119	131	14	470	497	9	84	71	135	0	213	338	4	26	107
Orangeburg-Calhoun	229	155	954	915	5	291	442	214	140	988	868	6	280	507	135	0	357	532	6	96	355
Piedmont	165	376	2,051	2,535	48	538	2,815	132	318	2,029	2,218	42	409	2,523	15	0	836	1,297	37	376	1,075
Spartanburg	272	464	2,758	2,414	13	571	2,304	237	464	2,470	2,181	14	629	2,379	467	0	1,009	1,096	4	252	401
Lowcountry	78	94	982	750	18	85	274	65	72	944	663	21	142	217	157	0	230	344	8	130	307
Tri-County	127	1,722	1,777	1,974	41	606	1,516	161	1,602	1,439	1,777	42	597	1,467	33	1	639	979	15	0	1,185
Trident	1,421	797	5,698	3,626	54	883	4,847	826	674	5,387	3,245	50	585	3,431	0	2	1,783	1,818	44	0	1,858
Williamsburg	32	11	329	263	3	110	105	42	10	338	267	3	116	192	66	0	102	219	1	86	36
York	343	416	2,188	1,409	12	304	1,949	377	368	2,024	1,267	31	341	1,444	100	0	556	540	17	52	162
TOTAL	4,572	7,556	30,032	27,447	491	7,698	25,218	4,336	6,908	27,908	25,235	532	7,104	21,660	1,706	23	10,573	13,922	201	2,044	10,971

SCHOLARSHIP & GRANTS

Dollar Amounts Awarded by College

	FALL 2023 SCHOLARSHIPS/GRANTS CUMULATIVE AMOUNTS							SPRING 2024 SCHOLARSHIPS/GRANTS CUMULATIVE AMOUNTS							SUMMER 2024 SCHOLARSHIPS/GRANTS CUMULATIVE AMOUNTS						
	Fed Suplmntl Educ Oppty Grant	Life	Lottery Tuition Assistance	Pell	Work Study	SC Need-based Grant Prog	SCWINS	Fed Suplmntl Educ Oppty Grant	Life	Lottery Tuition Assistance	Pell	Work Study	SC Need-based Grant Prog	SCWINS	Fed Suplmntl Educ Oppty Grant	Life	Lottery Tuition Assistance	Pell	Work Study	SC Need-based Grant Prog	SCWINS
ATC	\$54,997	\$332,500	\$397,628	\$2,456,659	\$5,401	\$217,375	\$408,977	\$32,500	\$282,500	\$354,421	\$2,120,332	\$10,038	\$195,000	\$567,103	\$4,000	\$2,500	\$152,516	\$1,086,807	\$1,524	\$94,500	\$440,883
CCTC	\$84,000	\$442,500	\$810,066	\$2,561,079	\$36,691	\$323,384	\$1,367,639	\$69,963	\$685,000	\$1,625,742	\$4,693,430	\$34,636	\$634,419	\$1,108,796	\$0	\$0	\$621,394	\$2,565,093	\$0	\$299,348	\$625,729
DTC	\$60,690	\$85,000	\$166,297	\$995,351	\$88,200	\$63,555	\$398,317	\$57,350	\$77,500	\$149,663	\$971,900	\$103,481	\$82,163	\$305,046	\$6,769	\$0	\$100,477	\$277,365	\$1,200	\$16,342	\$2,613
FDTC	\$69,250	\$837,069	\$661,946	\$3,327,945	\$49,155	\$405,000	\$1,945,809	\$67,250	\$747,379	\$624,853	\$3,459,798	\$45,192	\$471,918	\$899,682	\$64,918	\$2,500	\$199,801	\$1,493,983	\$6,471	\$0	\$329,415
GTC	\$248,655	\$2,659,965	\$2,789,027	\$6,997,283	\$106,630	\$1,455,547	\$3,023,607	\$231,779	\$2,583,727	\$2,509,333	\$7,142,541	\$124,402	\$1,243,267	\$3,277,292	\$18,000	\$7,500	\$961,351	\$3,014,178	\$49,030	\$0	\$1,537,870
HGTC	\$108,557	\$1,846,014	\$1,802,614	\$6,978,094	\$88,567	\$900,375	\$2,556,250	\$171,000	\$1,664,784	\$1,730,471	\$6,196,157	\$122,541	\$904,250	\$2,288,809	\$102,891	\$30,502	\$548,845	\$2,757,049	\$95,967	\$133,401	\$1,438,441
MTC	\$193,152	\$2,410,232	\$2,299,202	\$7,642,287	\$75,552	\$1,145,423	\$3,772,093	\$416,000	\$2,274,568	\$2,111,610	\$6,899,190	\$86,254	\$1,117,273	\$3,629,518	\$27,087	\$5,000	\$679,179	\$2,883,797	\$51,329	\$309,500	\$1,717,635
NETC	\$39,000	\$45,000	\$324,001	\$1,613,351	\$22,978	\$111,125	\$588,750	\$40,500	\$35,000	\$265,498	\$996,776	\$13,968	\$85,750	\$80,142	\$58,175	\$0	\$121,015	\$602,988	\$6,465	\$25,375	\$109,892
OCTC	\$47,706	\$387,500	\$632,644	\$2,201,425	\$10,575	\$255,179	\$609,535	\$56,766	\$349,865	\$647,737	\$2,098,994	\$11,392	\$253,702	\$646,434	\$47,523	\$0	\$207,291	\$970,899	\$3,568	\$91,171	\$441,568
PTC	\$160,966	\$937,470	\$1,437,276	\$6,185,081	\$122,789	\$693,674	\$748,537	\$127,369	\$793,300	\$1,377,338	\$5,360,030	\$107,344	\$563,414	\$704,405	\$15,597	\$0	\$523,529	\$2,669,052	\$44,631	\$339,638	\$1,153,159
SCC	\$102,450	\$1,159,426	\$1,986,056	\$5,974,656	\$26,422	\$755,455	\$2,305,150	\$89,727	\$1,158,708	\$1,766,745	\$5,233,019	\$25,836	\$825,850	\$2,020,903	\$159,532	\$0	\$640,598	\$2,147,683	\$3,987	\$261,000	\$458,628
TCL	\$38,000	\$235,000	\$583,052	\$1,688,497	\$24,549	\$103,905	\$553,158	\$31,500	\$180,000	\$571,283	\$1,473,433	\$29,371	\$177,462	\$378,714	\$74,640	\$0	\$129,760	\$571,858	\$7,108	\$132,688	\$457,996
TCTC	\$108,901	\$4,304,401	\$1,274,656	\$4,966,054	\$38,894	\$585,656	\$1,732,198	\$139,298	\$4,005,000	\$1,025,526	\$4,374,257	\$48,222	\$883,749	\$1,835,601	\$26,063	\$2,500	\$406,311	\$1,905,996	\$9,558	\$0	\$1,583,697
TTC	\$496,898	\$1,974,914	\$4,151,669	\$8,159,505	\$119,270	\$1,187,545	\$2,733,407	\$288,544	\$1,668,863	\$3,916,151	\$7,313,977	\$126,756	\$783,017	\$2,628,240	\$0	\$5,000	\$1,103,096	\$3,326,864	\$63,627	\$0	\$1,506,806
WTC	\$11,250	\$27,129	\$189,976	\$576,092	\$5,625	\$43,250	\$110,380	\$15,750	\$24,742	\$187,263	\$589,309	\$4,104	\$47,500	\$147,132	\$20,000	\$0	\$61,203	\$424,801	\$648	\$67,500	\$37,537
YTC	\$149,000	\$1,040,000	\$1,692,467	\$3,366,611	\$31,240	\$440,164	\$3,101,959	\$159,882	\$919,066	\$1,570,848	\$2,992,154	\$113,522	\$485,561	\$2,040,151	\$27,625	\$0	\$332,796	\$852,438	\$19,009	\$47,600	\$360,940
TOTAL	\$1,973,472	\$18,724,120	\$21,198,577	\$65,689,968	\$852,538	\$8,686,611	\$25,955,765	\$1,995,178	\$17,450,001	\$20,434,481	\$61,915,295	\$1,007,059	\$8,754,295	\$22,557,969	\$652,820	\$55,502	\$6,789,162	\$27,550,852	\$364,122	\$1,818,063	\$12,202,809

OUTSTANDING DEBT

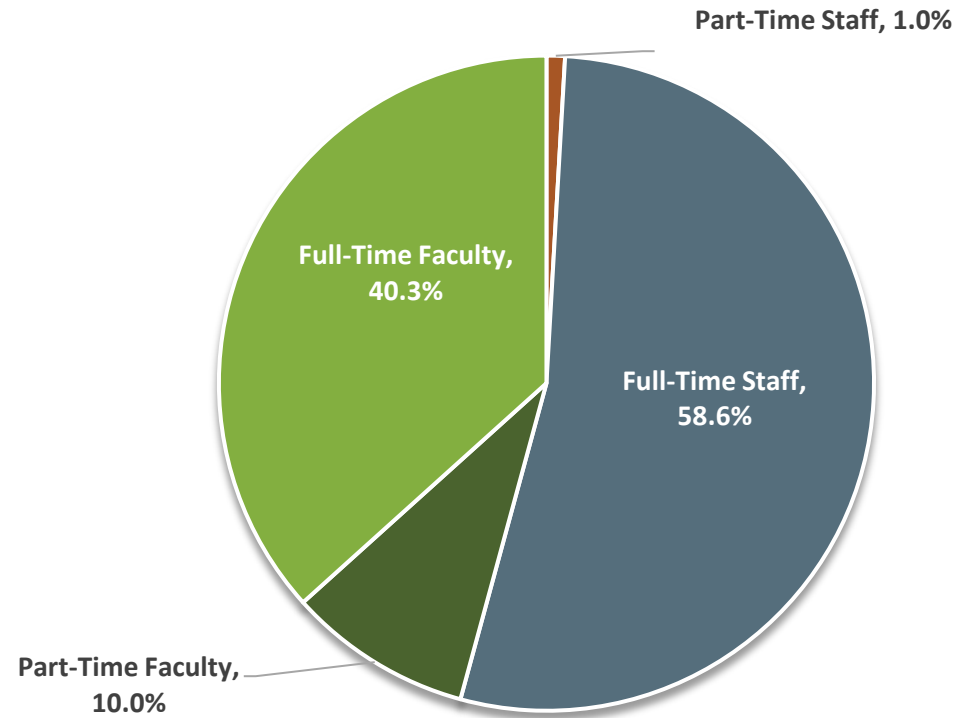
College	Lender	Amount of Initial Debt	Balance as of June 30, 2024	Year Debt was Incurred	Year Debt is to be Satisfied	Repayment Schedule	Purpose for Debt
Aiken	N/A	\$0.00	\$0.00	N/A	N/A	N/A	N/A
Central Carolina	N/A	\$0.00	\$0.00	N/A	N/A	N/A	N/A
Denmark	N/A	\$0.00	\$0.00	N/A	N/A	N/A	N/A
Florence-Darlington	Series 2014 Special Fee Refunding Bonds	\$16,240,000	\$7,747,804	2014	2030	Semi-annually	Advance refund all outstanding maturities of the Special Fee Rev Bonds, Series 2005A and to pay the issuance costs of the 2014 bonds
Greenville	Arts & Health Sciences Public Facilities Corp	\$49,720,000	\$49,720,000	2022	2042	Semi-annually	Finance building the Center of Health and Life Sciences.
Greenville	Brashier Middle College, LLC	\$8,400,000	\$5,890,000	2009	2040	Semi-annually	53,000 Square Foot Building - Finance Lease
Horry-Georgetown	N/A	\$0	\$0	N/A	N/A	N/A	N/A
Midlands	State of SC	\$8,765,000.00	\$3,005,000.00	2016	2027	Semi-annually	Advance refund all outstanding maturities of previously issued Bond Series 1998A, 2002C, and 2007A and to pay the issuance costs of the 2016C bond issuance
Midlands	State of SC	\$15,175,000.00	\$12,525,000.00	2021	2040	Semi-annually	Pay a portion of the costs of the Series 2021B State Institution Project, refund of previously issued Series 2011C Bond (maturing in 2031), and pay costs of issuance of the Series 2021B State Institution Bonds
Northeastern	N/A	\$0	\$0	N/A	N/A	N/A	N/A
Orangeburg-Calhoun	N/A	\$0	\$0	N/A	N/A	N/A	N/A

OUTSTANDING DEBT (CONTINUED)

College	Lender	Amount of Initial Debt	Balance as of June 30, 2023	Year Debt Incurred	Year Debt to be Satisfied	Repayment Schedule	Purpose of Debt
Piedmont	N/A	\$0	\$0	N/A	N/A	N/A	N/A
Spartanburg	N/A	\$0	\$0	N/A	N/A	N/A	N/A
Lowcountry	Beaufort County	\$1,500,000	\$197,260	2006	2026	Annually	Initial development of New River Campus
Lowcountry	TCL Foundation	\$8,000,000	\$5,094,000	2021	2030	Annually	Construct the Culinary Institute of the South building in Bluffton, SC
Tri-County	TCTC Foundation	\$8,000,000.00	\$595,000.00	2007	2025	Annually	Anderson County Campus - Finance Purchase
Tri-County	TCTC Foundation	\$27,920,000.00	\$17,692,182.00	2017	2047	Semi-annually	Student Success Center - Finance Purchase
Trident	N/A	\$0	\$0	N/A	N/A	N/A	N/A
Williamsburg	N/A	\$0	\$0	N/A	N/A	N/A	N/A
York	N/A	\$0	\$0	N/A	N/A	N/A	N/A

EMPLOYEES

System-wide

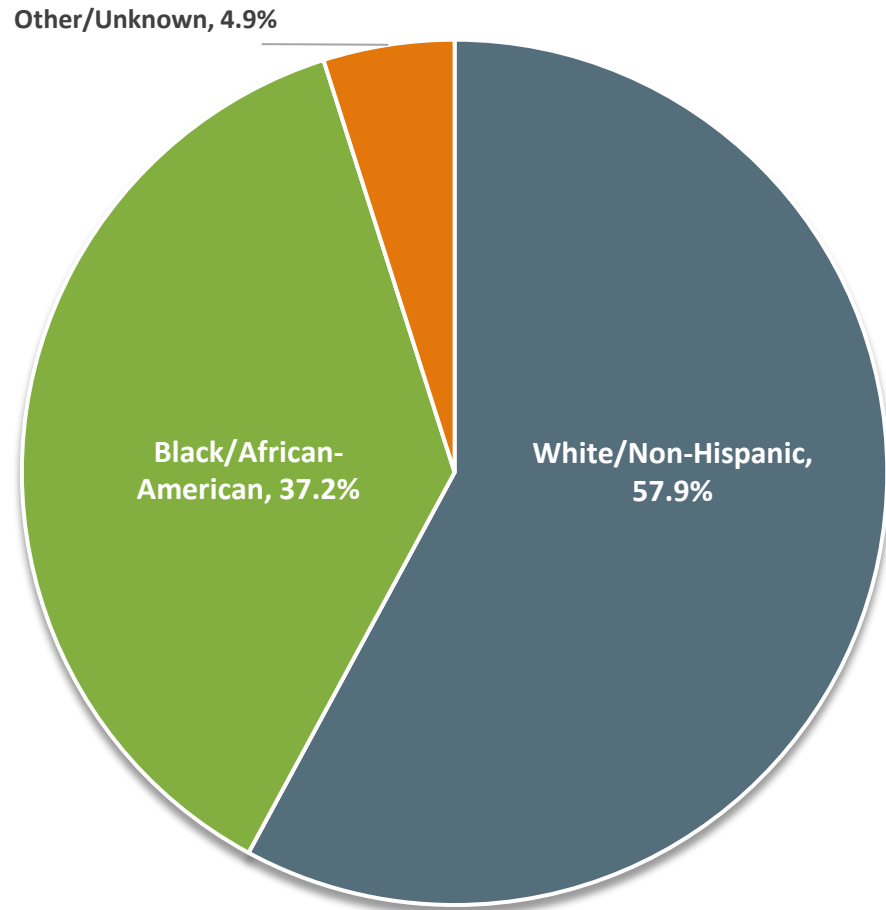


	Colleges		System Office	
	Authorized	Vacant	Authorized	Vacant
State FTEs	3,107.5	260.6	151.5	24.0
Federal FTEs	74.4	18.2	28.0	17.5
Other FTEs	1,425.7	164.6	0.0	0.0
Total FTEs	4,607.5	443.4	179.5	41.5

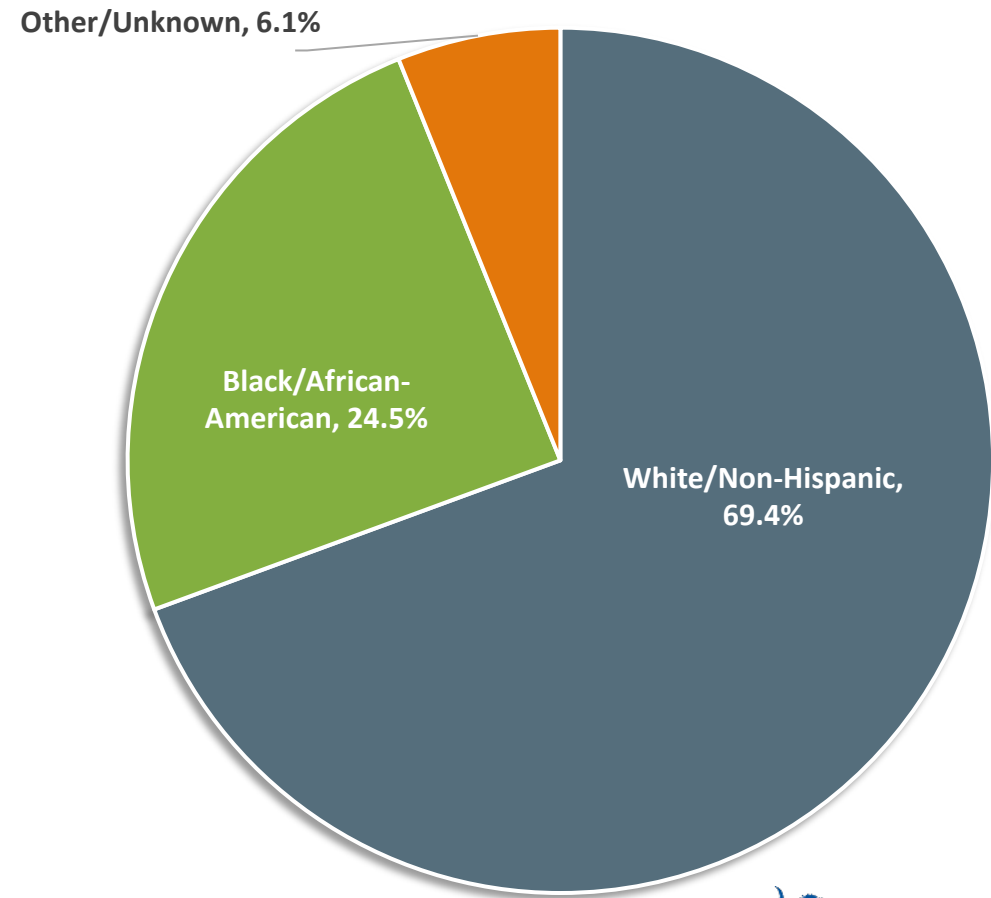
FTE INFORMATION

System-wide

FACULTY



STAFF



4% Tuition Waiver: Three-year History: In-state v. Out-of-State

By College

		FYE2022	FYE2023	FYE2024
ATC	In-State Waiver	\$102,237	\$360,863	\$138,041
	Out-of-State Waiver	\$0	\$0	\$0
CCTC	In-State Waiver	\$502,660	\$837,891	\$1,267,757
	Out-of-State Waiver	\$0	\$45,582	\$0
DTC	In-State Waiver	\$2,813	\$3,353	\$0
	Out-of-State Waiver	\$0	\$0	\$0
FDTC	In-State Waiver	\$524,403	\$137,806	\$208,837
	Out-of-State Waiver	\$32,900	\$8,780	\$39,465
GTC	In-State Waiver	\$1,318,165	\$1,431,513	\$2,030,386
	Out-of-State Waiver	\$13,729	\$96,385	\$86,428
HGTC	In-State Waiver	\$199,370	\$797,094	\$1,249,400
	Out-of-State Waiver	\$1,496	\$219,982	\$4,054
MTC	In-State Waiver	\$0	\$0	\$755,335
	Out-of-State Waiver	\$0	\$0	\$0
NETC	In-State Waiver	\$1,000	\$1,701	\$99,903
	Out-of-State Waiver	\$0	\$0	\$0
OCTC	In-State Waiver	\$390,325	\$10,582	\$14,956
	Out-of-State Waiver	\$969	\$0	\$0
PTC	In-State Waiver	\$851,953	\$920,920	\$781,330
	Out-of-State Waiver	\$37,452	\$16,638	\$21,851
SCC	In-State Waiver	\$407,360	\$401,612	\$827,983
	Out-of-State Waiver	\$4,566	\$0	\$0
TCL	In-State Waiver	\$377,950	\$415,633	\$640,817
	Out-of-State Waiver	\$0	\$0	\$0
TCTC	In-State Waiver	\$31,564	\$11,980	\$112,778
	Out-of-State Waiver	\$49,943	\$21,470	\$11,733
TTC	In-State Waiver	\$942,956	\$623,600	\$966,914
	Out-of-State Waiver	\$255,333	\$430,884	\$59,957
WTC	In-State Waiver	\$12,727	\$0	\$0
	Out-of-State Waiver	\$0	\$0	\$0
YTC	In-State Waiver	\$699,437	\$660,314	\$1,081,081
	Out-of-State Waiver	\$0	\$0	\$0
System In-State Waiver Total		\$6,364,920	\$6,614,862	\$10,175,518
System Out-of-State Waiver Total		\$396,388	\$839,721	\$223,488

ABATEMENTS

Florence-Darlington Technical College (FDTC), Greenville Technical College (GTC), and Piedmont Technical College (PTC) were the only technical colleges that provided abatements during the 2023-2024 academic year.

- FDTC abated tuition for 33 students
- GTC abated tuition for 35 students
- PTC abated tuition for two students

CAPITAL PROJECTS

College	Capital Project Name	Project Number	Current Budget	Cumulative Expenditures	Project Balance
Aiken	HVAC Replacement	6199	2,143,000.00	1,620,877.56	522,122.44
Aiken	Campus Signage Update	6225	1,000,000.00	693,817.95	306,182.05
Aiken	Small Deferred Maintenance Projects	6236	2,000,000.00	379,562.45	1,620,437.55
Aiken	Welding Lab Expansion and Grinding Lab	6238	1,500,000.00	-	1,500,000.00
Aiken	Nursing Building Construction	6250	24,092,351.00	332,238.26	23,760,112.74
Aiken	700 Building Renovations	6251	4,192,441.00	-	4,192,441.00
Aiken	Media Center	6269	800,000.00	752,622.84	47,377.16
Aiken	Small Deferred Maint.	6312	53,000.00	47,357.32	5,642.68
Central Carolina	Main Campus Academic/Student Services Building Construction	6174	40,000,000.00	22,532,651.73	17,467,348.27
Central Carolina	CCTC F.E. Dubose Campus Roof Replacement	6175	2,000,000.00	1,655,589.67	344,410.33
Central Carolina	CCTC F.E. Dubose Campus HVAC Updates/Replacements	6176	1,850,000.00	1,745,793.71	104,206.29
Central Carolina	CCTC Main Campus HVAC Updates/Replacements	6178	1,500,000.00	927,053.23	572,946.77
Central Carolina	Kershaw-Century Blvd Landscape Improvement	6191	500,000.00	-	500,000.00

CAPITAL PROJECTS

College	Capital Project Name	Project Number	Current Budget	Cumulative Expenditures	Project Balance
Central Carolina	Kershaw-Wateree Road Sitework/Landscaping	6209	500,000.00	484,258.95	15,741.05
Central Carolina	Colonial Arts Center	6220	995,000.00	103,855.23	891,144.77
Central Carolina	Main Campus Roof Replacements	6233	1,500,000.00	663,368.08	836,631.92
Central Carolina	Main Campus HVAC Updates/Replacements	6234	2,000,000.00	1,518,178.93	481,821.07
Central Carolina	F.E. Dubose Parking Lot	6256	1,500,000.00	38,370.00	1,461,630.00
Central Carolina	Building 900 HVAC Upgrade	6270	800,000.00	202,423.89	597,576.11
Denmark	Campus Bathrooms Renovations	6240	602,580.00	40,528.45	562,051.55
Denmark	Building 30 Auditorium	6257	475,735.41	225,822.49	249,912.92
Denmark	Campus Roof Replacements	6259	1,120,000.00	504,820.58	615,179.42
Denmark	Door Replacement & ADA Upgrades	6265	191,321.90	-	191,321.90
Denmark	McDuffie Student Services Center	6266	922,031.25	15,189.05	906,842.20
Denmark	Rhoad Hall Renovations	6276	1,392,000.00	104,605.92	1,287,394.08
Denmark	Campus HVAC System Upgrades and Repair	6292	1,847,098.36	418,303.17	1,428,795.19

CAPITAL PROJECTS

College	Capital Project Name	Project Number	Current Budget	Cumulative Expenditures	Project Balance
Florence-Darlington	Central Energy Plant Upgrades	6152	1,000,000.00	633,882.63	366,117.37
Florence-Darlington	Health Science Campus Façade Restoration and Roof Replacement	6153	866,542.00	26,020.37	840,521.63
Florence-Darlington	400 Building Renovations	6156	977,965.00	296,743.51	681,221.49
Florence-Darlington	5000 Building Walkway Bridge Repair and Renovations	6158	1,437,196.00	1,397,292.75	39,903.25
Florence-Darlington	Life Safety and Security Improvements Agency Wide	6159	800,000.00	180,278.78	619,721.22
Florence-Darlington	Darlington County Campus	6241	300,000.00	135,000.00	165,000.00
Florence-Darlington	Elevator Modernization Health Science Campus	6254	500,000.00	-	500,000.00
Florence-Darlington	SiMT Operable Partitions Replacement	6268	2,200,000.00	203,568.58	1,996,431.42
Florence-Darlington	Exterior Signage	6301	600,000.00	1,620.00	598,380.00
Florence-Darlington	Marion County Campus Feasibility Study	6309	150,000.00	54,000.00	96,000.00
Florence-Darlington	SiMT - RTU-26 Replacement	6336	96,453.25	-	96,453.25
Florence-Darlington	Construction & Industrial Trades Training Facility	6328	150,000.00	-	150,000.00
Greenville	Bldg. 802 Roof Replacement and Building Air Conditioning	6147	6,000,585.00	184,459.82	5,816,125.18

CAPITAL PROJECTS

College	Capital Project Name	Project Number	Current Budget	Cumulative Expenditures	Project Balance
Greenville	Arts and Sciences Building	6166	69,919,385.00	9,529,135.81	60,390,249.19
Greenville	Bldg. 103, Area 500 Barton Campus	6252	3,106,835.00	692,355.35	2,414,479.65
Greenville	Bldg. 103 Roof Replacement	6253	2,845,000.00	-	2,845,000.00
Greenville	Deferred Maint Finishes, Flooring and Abatement	6260	600,000.00	327,512.80	272,487.20
Greenville	Deferred Maint LED lighting upfit/replacement	6261	2,600,000.00	368,606.51	2,231,393.49
Greenville	Air Cooled Chiller Addition A&E & Construction - Barton	6274	696,215.00	499,073.82	197,141.18
Greenville	Gateway Pedestrian Bridge	6278	1,800,000.00	-	1,800,000.00
Greenville	Air cooled chiller addition A&E & Construction - 201 and 301	6280	825,000.00	27,283.00	797,717.00
Greenville	Barton lot O and McKinney Automotive Campus Pavement Replacement	6281	1,200,000.00	14,550.00	1,185,450.00
Greenville	Benson Campus Pavement Replacement	6282	1,275,000.00	29,537.82	1,245,462.18
Greenville	Building 103 Restroom Renovations	6284	1,100,000.00	485,482.97	614,517.03
Greenville	University Ctr Bldg 603 Cooling Tower 1&2 Rehad & Barton Bldg 116	6285	700,000.00	-	700,000.00
Greenville	Barton Bldg 116 CEP Cooling Tower and 1000 ton Chiller Replacement	6293	1,450,000.00	56,250.00	1,393,750.00

CAPITAL PROJECTS

College	Capital Project Name	Project Number	Current Budget	Cumulative Expenditures	Project Balance
Greenville	Bldg. 120 Roof Replacement	6295	1,420,000.00	-	1,420,000.00
Greenville	ARC Bldg. Roof Replacement	6296	2,654,800.00	-	2,654,800.00
Greenville	Bldg 121, 122 Restroom Renovation	6307	638,500.00	-	638,500.00
Greenville	Center for Workforce Development	6310	375,000.00	-	375,000.00
Greenville	Bldg. 402 Roof Replacement	6314	897,377.00	-	897,377.00
Greenville	Multi Campus Boiler Replacements 301,302,201,202	6318	1,148,334.00	-	1,148,334.00
Greenville	Benson Campus Blds. 301, 302 Window Replacement	6337	869,299.00	-	869,299.00
Horry-Georgetown	Georgetown Campus Resurfacing of Driveways and Parking Areas	6183	500,000.00	294,049.25	205,950.75
Horry-Georgetown	Resurfacing-Conway Campus	6184	1,000,000.00	616,460.02	383,539.98
Horry-Georgetown	Upgrade and Replace HVAC Units on Conway Building 1100	6211	1,950,000.00	1,281,124.91	668,875.09
Horry-Georgetown	Upgrade and Replace HVAC Units on Georgetown Building 100	6212	1,500,000.00	1,130,081.49	369,918.51
Horry-Georgetown	Upgrade and Replace Multiple HVAC Units - Conway Campus Stage 1	6213	1,513,556.00	1,481,078.50	32,477.50
Horry-Georgetown	Upgrade and Replace Multiple HVAC Units - Grand Strand Campus Stage 1	6214	1,457,900.00	1,060,041.93	397,858.07

CAPITAL PROJECTS

College	Capital Project Name	Project Number	Current Budget	Cumulative Expenditures	Project Balance
Horry-Georgetown	Repair and Renovate Conway Building 1000 Elevator	6218	250,000.00	248,019.08	1,980.92
Horry-Georgetown	Repair and Renovate Georgetown Bldg 100 Elevator	6219	250,000.00	247,568.40	2,431.60
Horry-Georgetown	Renovation/Expansion of Grand Strand Building 100	6221	15,000,000.00	-	15,000,000.00
Horry-Georgetown	Repair/Replace Roofing Systems - Conway Campus	6227	4,200,950.00	928,437.03	3,272,512.97
Horry-Georgetown	Repair/Replace Roofing Systems - Georgetown Campus	6228	589,050.00	353,081.26	235,968.74
Horry-Georgetown	Repair/Replace Roofing Systems - Grand Strand Campus	6229	1,000,000.00	628,902.81	371,097.19
Horry-Georgetown	Construction of GT Workforce Training Center	6255	15,437,125.00	-	15,437,125.00
Horry-Georgetown	Acquisition of Real Property - Land/Building Conway	6319	9,342,850.00	-	9,342,850.00
Midlands	Midlands-Center for QuickJobs Training and Workforce Development	6140	30,000,000.00	27,525,958.94	2,474,041.06
Midlands	Aiport Learning Resource Center Improvements	6162	37,500.00	-	37,500.00
Midlands	MTC Springdale Hall Renovation Project	6172	249,000.00	237,086.00	11,914.00
Midlands	Deferred Maintenance-Electrical Repairs	6200	397,725.00	81,474.00	316,251.00
Midlands	Deferred Maintenance-General Alterations	6201	1,685,000.00	434,493.69	1,250,506.31

CAPITAL PROJECTS

College	Capital Project Name	Project Number	Current Budget	Cumulative Expenditures	Project Balance
Midlands	Deferred Maintenance-Parking Lot and Road Repairs	6202	1,998,898.00	-	1,998,898.00
Midlands	CE Building Renovation - Harbison Campus	6330	650,000.00	-	650,000.00
Midlands	Presidents Suite Renovation - Beltline Campus	6338	800,000.00	-	800,000.00
Northeastern	Marlboro Campus Renovations	6163	7,185,256.00	1,674,758.00	5,510,498.00
Northeastern	Cheraw Campus - Boiler/Chiller Upgrades	6217	2,500,000.00	-	2,500,000.00
Northeastern	Cheraw Campus Schaeffler Manufacturing Technology Academy	6222	7,006,129.74	-	7,006,129.74
Orangeburg-Calhoun	OCTech Health Science Building Mechanical/Electrical Upgrades	6164	4,200,000.00	272,689.68	3,927,310.32
Orangeburg-Calhoun	Renovations to Building S Commons	6242	760,000.00	745,136.19	14,863.81
Orangeburg-Calhoun	Machine Tool Technology Classroom Update	6249	2,000,000.00	612,104.76	1,387,895.24
Orangeburg-Calhoun	HVAC Chilled Water Systems & Controls Upgrades	6275	1,213,025.00	-	1,213,025.00
Piedmont	Health/Sciences Building Renovations and Expansion	6193	16,632,000.00	907,183.43	15,724,816.57
Piedmont	Land - Edgefield Center for Manufacturing Excellence	6271	20,000.00	-	20,000.00
Piedmont	Family Life and Conference Center	6272	23,700,000.00	-	23,700,000.00

CAPITAL PROJECTS

College	Capital Project Name	Project Number	Current Budget	Cumulative Expenditures	Project Balance
Piedmont	Saluda Center for Manufacturing Excellence	6302	215,737.50	-	215,737.50
System Office (readySC)	AESC Training Center	6243	17,944,592.00	283,050.00	17,661,542.00
System Office (readySC)	Scout Motors Training Center	6262	16,337,490.00	320,000.00	16,017,490.00
System Office (readySC)	Land Acquisition for AESC	6331	-	-	-
Spartanburg	SCC Powers Building Renovations	6148	6,765,703.00	3,696,920.39	3,068,782.61
Spartanburg	Tyger River Building 87 & 89 Warehouse Reroofing	6196	1,458,794.00	549,319.93	909,474.07
Spartanburg	SCC-HVAC Projects	6206	1,400,000.00	868,212.46	531,787.54
Spartanburg	Pdan Hull Building Reroof Project	6273	2,332,500.00	30,000.00	2,302,500.00
Spartanburg	Evans Building Nursing Relocation and Expansion	6286	2,503,931.00	-	2,503,931.00
Spartanburg	Terhune Ground Floor and First Floor Bookstore Reno	6288	2,600,000.00	-	2,600,000.00
Spartanburg	BMW Tyger River Renovations	6297	347,652.00	-	347,652.00
Spartanburg	Cherokee Campus Spark Center	6298	300,000.00	-	300,000.00
Spartanburg	HSB Fire Sprinkler Modifications	6299	240,000.00	-	240,000.00

CAPITAL PROJECTS

College	Capital Project Name	Project Number	Current Budget	Cumulative Expenditures	Project Balance
Spartanburg	Cherokee Campus Hamricks Land Acquisition	6304	1,337,234.78	17,150.00	1,320,084.78
Spartanburg	Cherokee Campus Smith Land Acquisition	6305	620,000.00	596,439.14	23,560.86
Spartanburg	Walker Land Acquisition	6306	20,000.00	1,700.00	18,300.00
Spartanburg	Cherokee Academic Building Construction	6329	300,000.00	-	300,000.00
Lowcountry	Lowcountry Culinary Arts Institute and Interpretive Center	6141	11,053,000.00	-	11,053,000.00
Lowcountry	Buildings 14, 15, 16 Roof Replacement Beaufort Campus	6186	997,000.00	982,278.59	14,721.41
Lowcountry	HVAC Replacement Bldgs. 1,3,4	6316	771,022.00	-	771,022.00
Lowcountry	Building 3 Exterior and Interior Renovation	6324	158,671.00	-	158,671.00
Lowcountry	Roof Replacement Buildings 10 and 16	6325	23,280.00	-	23,280.00
Lowcountry	Interior Renovations for Advancement of Health and Student Services	6169	5,959,372.00	5,958,965.68	406.32
Tri-County	TCTC Pendleton Campus Oconee Hall Renovation	6182	22,000,000.00	15,202,852.87	6,797,147.13
Tri-County	Erosion Mitigation/Site Storm-water Improvements	6187	1,700,000.00	1,238,604.79	461,395.21
Tri-County	Pendleton and Anderson Campus Maintenance and Renovations	6188	3,845,230.00	3,021,008.41	824,221.59

CAPITAL PROJECTS

College	Capital Project Name	Project Number	Current Budget	Cumulative Expenditures	Project Balance
Tri-County	Building Infrastructure Upgrades - Multiple Campuses	6245	4,950,000.00	1,089,794.84	3,860,205.16
Tri-County	Building Interior Upgrades - Multiple Campuses	6246	3,222,456.56	687,674.08	2,534,782.48
Tri-County	Parking Lot Upgrades - Pendleton Campus	6247	4,400,000.00	18,066.25	4,381,933.75
Tri-County	Roof Replacement Pendleton Campus	6248	15,000.00	-	15,000.00
Tri-County	Pendleton Campus Pickens Hall Reno	6267	26,000,000.00	-	26,000,000.00
Tri-County	Industrial Technology Center Phase IV	6289	650,000.00	73,563.31	576,436.69
Tri-County	Pendleton Campus - Central Plaza Renovation II	6290	2,500,000.00	-	2,500,000.00
Tri-County	Pendleton Exterior Site/Interior Refurbishments	6291	4,500,000.00	641,637.16	3,858,362.84
Tri-County	Anderson Campus Transportation, Logistics and Utility Center	6311	465,000.00	-	465,000.00
Trident	Trident Aeronautical Training Center Development	6096	69,750,000.00	69,555,251.07	194,748.93
Trident	Berkeley Campus Renovation - Transportation and Logistics Center	6224	37,533,144.00	1,008,842.81	36,524,301.19
Williamsburg	Infrastructure Upgrades	6208	1,250,000.00	203,005.38	1,046,994.62
York	Renovate H Building	6171	7,000,000.00	44,291.79	6,955,708.21

CAPITAL PROJECTS

College	Capital Project Name	Project Number	Current Budget	Cumulative Expenditures	Project Balance
York	Dental Clinic Renovation - Bldg A	6232	3,890,690.00	3,746,416.34	144,273.66
York	SC ETV Mechanical & Electrical Upgrades	6294	750,000.00	-	750,000.00
York	Renovate K Building	6303	112,180.00	-	112,180.00
York	Mechanical Projects	6326	2,495,000.00	-	2,495,000.00


DUAL ENROLLMENT: HIGHLIGHTS

Dual enrollment offers eligible high school students the opportunity to enroll in college coursework to earn both high school and college credit. State scholarships and local partnerships make dual enrollment through the SC Technical College System affordable.



19,135

high schoolers
dually enrolled
in 2023-2024




60%

Female

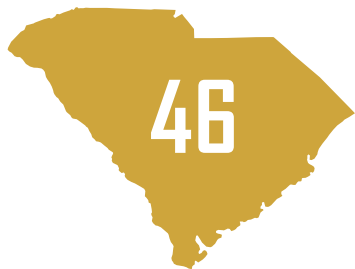
40%

Male




TOP MAJORS:

- Associate in Arts
- General Technology
- Associate in Science
- University Studies Certificate
- Criminal Justice Technology (AAS)



All 46 counties have
dual enrollment
students



58%
White

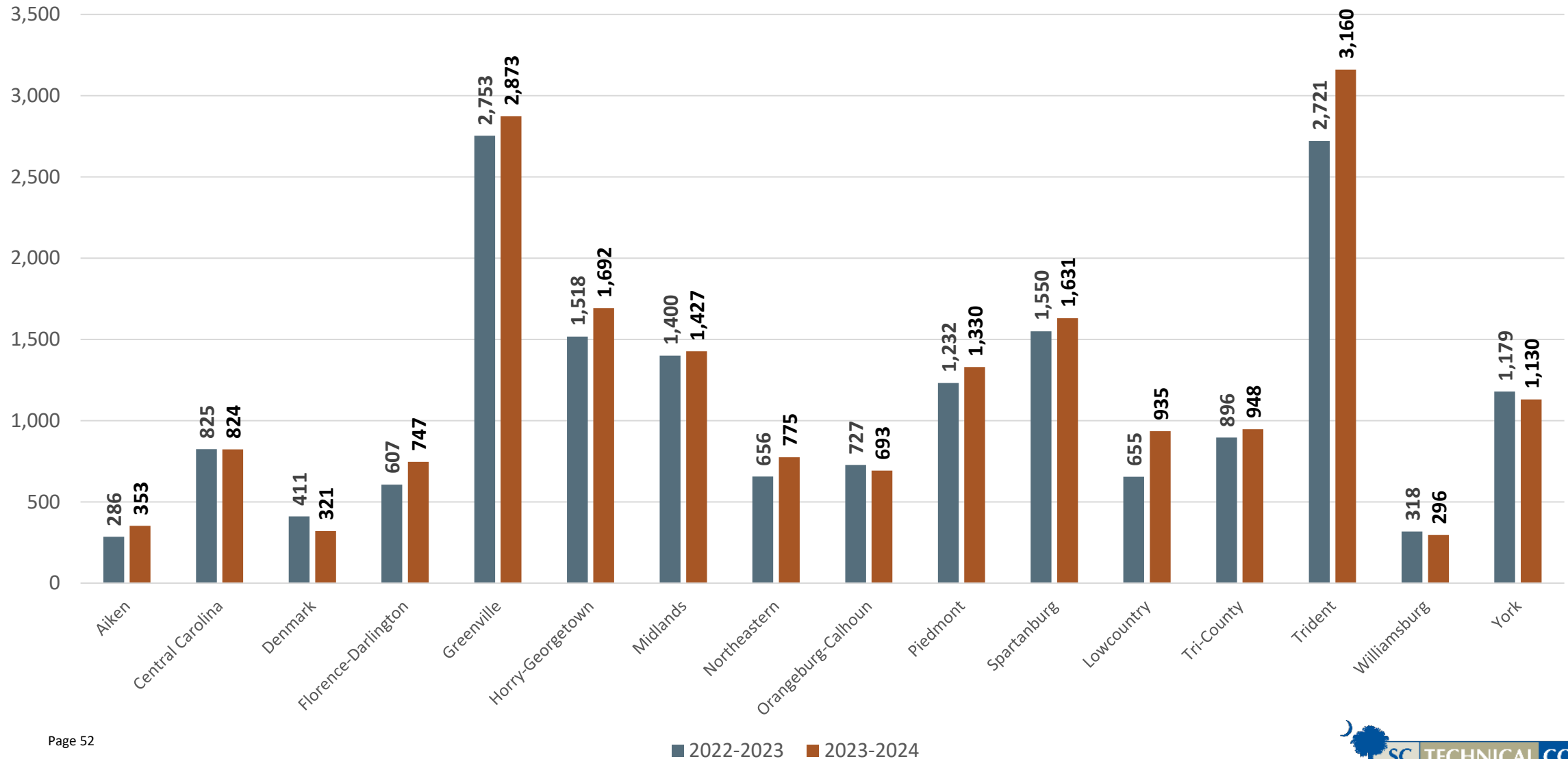
22%
Black/African
American

10%
Other

10%
Hispanic

DUAL ENROLLMENT

by College



SC Technical College System
Diversity of Leadership - As of December 13, 2024

<u>College</u>	<u>Position</u>	<u>Last Name</u>	<u>Race/Gender</u>
Aiken Technical College	President	Mahan	White Male
	VP, Administrative Services	Jordan	White Male
	VP, Academic Affairs & Workforce Innovation	Crumbaker	White Male
	VP, Enrollment Management & Student Affairs	Rogers	White Female
	VP, Human Resources	Byrd	White Female
	Director, Foundation	Vacant	
Central Carolina Technical College	President	Pollock	White Male
	VP, Business/Finance	Vacant	
	VP, Student Affairs	Bracken	White Female
	VP, Academic Affairs	Tisdell	White Male
	VP, Institutional Advancement	Hatfield	White Female
	Director, Human Resources	McClary	Black Male
Denmark Technical College	President	Todd	Black Male
	Executive Vice President	Myles	Black Male
	VP, Fiscal Affairs	Rogers	Black Male
	VP, Academic Affairs	Wright-Richards	Black Female
	VP, Student Affairs	White	Black Male
	AVP, Facilities and Project Management	Hickman	Black Male
	Director, Human Resources	Stover	Black Female
Florence-Darlington Technical College	President	Ford	Black Male
	VP, Information Technology	Jones	Black Male
	VP, Academic Affairs	Mounfield	White Female
	VP, Business Affairs	Cheek	White Female
	AVP, SIMT	Gardner	White Female
	VP, Human Resources & Organizational Development	Dingle	Black Male
	VP, Student Services	Gleaton	Black Male
	Director, Information Services	Golden	White Male
	VP, Workforce & Economic Development	Johns	White Female
Greenville Technical College	Development Officer, Foundation	Love	White Female
	President	Miller	White Male
	VP, Business & Finance	DiMaggio	White Female
	VP, Institutional Effectiveness	Simer	White Female
	VP, Advancement	Wright	White Female
	VP, Human Resources	Jones	White Female
	VP, Student Services	Knowles	Black Female
	AVP, Executive Affairs	Walden	Black Female
	VP, Learning and Workforce Development	Miller	White Male
	Chief of Staff	Eddy	White Female
Horry-Georgetown Technical College	President	Fore	White Female
	VP, Student Affairs	Batten	White Female
	EVP, Academic Affairs & Workforce Development	Wilbanks	White Female
	VP, Human Resources	Snyder	White Female
	VP, Finance & Administration	Hawley	White Male
	Associate VP, Information Technology Solutions	Quaresimo	White Male
	VP, IE & Development	Heafner	White Female
	Director, Public Relations	Hyman	White Female
	Director, Marketing	Roper	White Female
	Director, Strategic Recruiting & Outreach	Dendy	White Female
Midlands Technical College	President/CEO, Foundation	Detzler	White Female
	President	Little	White Male
	VP, Provost	Kirk	White Female
	VP, Business Affairs	Walker	Black Female
	VP, Student Development	Holloway	Black Female
	VP, Institutional Support	Bates	White Female
	AVP, Marketing & Communications	Goebeler	White Female
	Executive Director, Office of Access and Opportunity	Bennett	Black Male
	President	Wagner	White Male
	VP, Instruction	Riechers	White Male
Northeastern Technical College	VP, Student Affairs	Harris	Black Female
	VP, Institutional Advancement	Fann	White Female
	Director, Human Resources	Hyduke	White Female
	Director, Finance	Amara	White Female
	Director, Workforce Development	Chapman	White Female
	Manager, Facilities & Maintenance	Brooks	White Male
	Director, Grants, Foundation, and Alumni Relations	Vacant	
	Coordinator, Development	Ingram	White Male

SC Technical College System
Diversity of Leadership - As of December 13, 2024

<u>College</u>	<u>Position</u>	<u>Last Name</u>	<u>Race/Gender</u>
Orangeburg-Calhoun Technical College	President	Tobin	Black Male
	VP, Business Affairs	Huff	White Male
	VP, Academic Affairs	Murphy	White Male
	VP, Student Services	Davis	Black Female
	AVP, Workforce & Economic Development	Dauway	Black Female
	Dean, Dev & Marketing	McCurry	White Female
	Director, Human Resources	Howell	White Female
Piedmont Technical College	President	Rivers	Black Female
	VP, Academic Affairs	Fewox	White Female
	VP, Business & Finance	Childs	White Female
	VP, Human Resources	Brown	Black Female
	VP, Student Affairs	Black	White Male
	AVP, Executive Affairs	Chappell	White Female
	AVP, Economic Development & Strategic Partnership	Denning	White Male
	AVP, Development	Dudley	White Female
	AVP, Marketing & Public Relations	Martin	White Male
Spartanburg Community College	President	Mikota	White Male
	SVP, Academic Affairs	Satterfield	White Female
	VP, Student & Community Advancement	Obi	White Female
	VP, Finance	Burroughs	White Male
	VP, Human Resources	Harris	White Female
	VP, Community Engagement & Workforce Development	Painter	White Female
Technical College of the Lowcountry	President	Gough	White Male
	VP, Student Affairs	Canning	White Female
	VP, Administrative Services	Weber	White Female
	VP, Institutional Advancement	Carns	White Female
	VP, Academic Affairs	Dukes	White Female
	Executive Director, Human Resources	Lahnen	White Female
Tri-County Technical College	President	DeHay	White Male
	VP, Business Affairs	Hamilton	White Female
	VP, Student Support & Engagement	Jamieson	White Female
	VP, Human Resources	Gibby	White Female
	VP, Academic Affairs & Workforce Development	Elmore	White Female
	AVP, Enrollment Management & Educational Partnerships	Vacant	
	Director, Academic Development	Shumpert	White Female
	Director, Development	White	White Female
	Director, Information Services	Potter	White Female
	Chief of Staff, Governmental Relations	Cooper	White Male
Trident Technical College	President	Wood	White Female
	VP, Business Affairs	Creson	White Male
	VP, Academic Affairs	Boeding	White Female
	VP, Student Services	Davis	Black Female
	VP, Student Engagement & Success	Wrighten	Black Female
	VP, Community & Continuing Education	Stowasser	White Female
	VP, Advancement	Howle	White Female
	VP, Development	Piccolo	White Female
	VP, Information Technology	Mitchum	White Male
	AVP, Human Resources	Hughes	Black Female
	AVP, Planning & Accreditation	Richards	White Female
	AVP, Palmer Campus	Hudock	Two or More Female
	AVP, Mt. Pleasant Campus	Felty	White Male
	Dean, Berkeley Campus	Elliott	Black Male
	Dean, Dorchester Campus	Connor	White Male
Williamsburg Technical College	President	Lee	White Female
	VP, Academic Affairs	Campan	White Male
	VP, Student Affairs	Dubose	Black Female
	VP, Admin & Finance	Coker	White Female
	AVP, Workforce Development & Continuing Education	Staggers	Black Male
	Director, Public Information	Burrows	White Female
York Technical College	President	Moore	White Female
	VP, Business Services	Bennett	Black Male
	VP, Academic Affairs	Cooper	White Male
	VP, Student Affairs and Enrollment Management	Verardi	White Female
	VP, Communications and External Relations	Vacant	
	AVP, Human Resources	Morgan	Black Female
	AVP, Institutional Excellence	Schwartz	White Female

SC Technical College System
Diversity of Leadership - As of December 13, 2024

<u>College</u>	<u>Position</u>	<u>Last Name</u>	<u>Race/Gender</u>
System Office	System President (Agency Head)	Hardee	White Male
	Chief Legal Counsel	Ganjehsani	White Male
	VP, Academics, Student Affairs & Research	Sumpter	Black Female
	VP, Finance	Johnson	White Male
	VP, Human Resource Services	Peacock	Black Female
	VP, Information Technology Services	Tata	Asian Male
	VP, Communications	Steinhilper	White Female
	VP, Economic Development	Neese	White Male
	VP, Governmental Relations	Newton	White Male
	VP, Apprenticeship Carolina	Richardson	White Female

*Denotes positions reporting directly to the President as identified on organization charts

TUITION AND REQUIRED FEE CHANGES

	TUITION (PER CREDIT HR)		TUITION		FEE: TECHNOLOGY		FEE: STUDENT ACTIVITY		FEE: ENROLLMENT		FEE: OTHER		TOTAL TUITION AND REQUIRED FEES	
College	2023-24	2024-25	2023-24	2024-25	2023-24	2024-25	2023-24	2024-25	2023-24	2024-25	2023-24	2024-25	2023-24	2024-25
Aiken	\$188.50	\$196.00	\$4,524.00	\$4,704.00	\$190.00	\$190.00	\$70.00	\$80.00	\$192.00	\$200.00			\$4,976.00	\$5,174.00
Central Carolina	\$194.00	\$194.00	\$4,656.00	\$4,656.00	\$240.00	\$240.00							\$4,896.00	\$4,896.00
Denmark	\$188.00	\$188.00	\$4,512.00	\$4,512.00	\$250.00	\$250.00	\$300.00	\$300.00			\$350.00	\$350.00	\$5,412.00	\$5,412.00
Florence-Darlington	\$185.00	\$185.00	\$4,440.00	\$4,440.00	\$96.00	\$96.00	\$100.00	\$100.00					\$4,636.00	\$4,636.00
Greenville	\$192.00	\$192.00	\$4,608.00	\$4,608.00	\$192.00	\$240.00			\$190.00	\$210.00			\$4,990.00	\$5,058.00
Horry-Georgetown	\$175.00	\$175.00	\$4,200.00	\$4,200.00	\$100.00	\$100.00	\$48.00	\$48.00	\$50.00	\$50.00	\$70.00	\$70.00	\$4,468.00	\$4,468.00
Midlands	\$188.00	\$200.00	\$4,512.00	\$4,800.00			\$276.00	\$300.00					\$4,788.00	\$5,100.00
Northeastern	\$200.00	\$197.00	\$4,800.00	\$4,728.00	\$528.00	\$528.00	\$72.00	\$72.00			\$264.00	\$336.00	\$5,664.00	\$5,664.00
Orangeburg-Calhoun	\$205.00	\$210.00	\$4,920.00	\$5,040.00		\$120.00			\$50.00	\$50.00			\$4,970.00	\$5,210.00
Piedmont (Greenwood, McCormick, Newberry, Saluda)	\$188.75	\$188.75	\$4,530.00	\$4,530.00	\$120.00	\$120.00					\$160.00	\$160.00	\$4,810.00	\$4,810.00
Piedmont (Abbeville, Edgefield, Laurens)	\$211.25	\$211.25	\$5,070.00	\$5,070.00	\$120.00	\$120.00					\$160.00	\$160.00	\$5,350.00	\$5,350.00
Spartanburg (Spartanburg and Cherokee)	\$204.00	\$204.00	\$4,896.00	\$4,896.00	\$100.00	\$200.00	\$150.00	\$150.00					\$5,146.00	\$5,246.00
Spartanburg (Union)	\$233.00	\$233.00	\$5,592.00	\$5,592.00	\$100.00	\$200.00	\$150.00	\$150.00					\$5,842.00	\$5,942.00
Lowcountry	\$229.00	\$222.00	\$5,496.00	\$5,328.00		\$100.00		\$200.00	\$200.00				\$5,696.00	\$5,628.00
Tri-County	\$183.33	\$183.33	\$4,400.00	\$4,400.00			\$48.00	\$48.00					\$4,448.00	\$4,448.00
Trident	\$188.69	\$188.69	\$4,528.56	\$4,528.56							\$34.60	\$34.60	\$4,563.16	\$4,563.16
Williamsburg	\$179.00	\$179.00	\$4,296.00	\$4,296.00			\$192.00	\$192.00					\$4,488.00	\$4,488.00
York	\$184.00	\$184.00	\$4,416.00	\$4,416.00	\$96.00	\$130.00	\$20.00				\$60.00	\$60.00	\$4,592.00	\$4,606.00

SC Technical College System

Annual Change in Non-Mandatory Fees

College	Course Number	Name of Fee	2023-24	2024-25
Aiken	n/a	Certified Nursing Asst Lab fee	\$ 60.00	\$ 200.00
Aiken	n/a	Engineering Graphics Lab Fee	\$ 10.00	\$ -
Aiken	n/a	ECG Lab fee	\$ 38.00	\$ 48.00
Aiken	n/a	Medical Assistant Lab fees	\$ 40.00	\$ 60.00
Central Carolina	NUR101	CARP/ATI fee	\$ 267.00	\$ 695.00
Central Carolina	BIO 100	Online Access fee	\$ 94.50	\$ -
Central Carolina	101	Online Access fee	\$ 70.00	\$ -
Central Carolina	102	Online Access fee	\$ 56.00	\$ -
Central Carolina	112	Online Access fee	\$ 100.00	\$ -
Central Carolina	203	Online Access fee	\$ 94.50	\$ -
Central Carolina	210	Online Access fee	\$ 84.00	\$ -
Central Carolina	211	Online Access fee	\$ 63.00	\$ -
Central Carolina	225	Online Access fee	\$ 100.00	\$ -
Central Carolina	240	Online Access fee	\$ 95.50	\$ -
Central Carolina	ECD 101	Background check	\$ 85.00	\$ -
Central Carolina	ECD 101	Liability Insurance	\$ 5.00	\$ -
Central Carolina	ECD 101	NAEYC membership	\$ 35.00	\$ -
Central Carolina	107	Liability Insurance	\$ 5.00	\$ -
Central Carolina	207	Liability Insurance	\$ 5.00	\$ -
Central Carolina	204	Background check	\$ 85.00	\$ -
Central Carolina	204	Liability Insurance	\$ 5.00	\$ -
Central Carolina	204	NAEYC membership	\$ 35.00	\$ -
Central Carolina	241	Background check	\$ 85.00	\$ -
Central Carolina	241	Liability Insurance	\$ 5.00	\$ -
Central Carolina	CPT 242	CPT Online Access fee	\$ 113.50	\$ -
Central Carolina	BUS 240	Online Access fee	\$ 94.00	\$ -
Central Carolina	AHS102	Online Access fee	\$ 94.50	\$ -
Central Carolina	105	Online Access fee	\$ 94.50	\$ -
Central Carolina	107	Online Access fee	\$ 94.50	\$ -
Central Carolina	131	Online Access fee	\$ 94.50	\$ -
Central Carolina	HIM 104	Online Access fee	\$ 100.00	\$ -
Central Carolina	105	Online Access fee	\$ 94.50	\$ -
Central Carolina	110	Online Access fee	\$ 94.50	\$ -
Central Carolina	115	Online Access fee	\$ 94.50	\$ -
Central Carolina	130	Online Access fee	\$ 94.50	\$ -
Central Carolina	140	Online Access fee	\$ 63.00	\$ -
Central Carolina	150	Online Access fee	\$ 94.50	\$ -
Central Carolina	216	Online Access fee	\$ 63.00	\$ -
Central Carolina	225	Online Access fee	\$ 63.00	\$ -
Central Carolina	228	Online Access fee	\$ 94.50	\$ -
Central Carolina	MED 105	Online Access fee	\$ 94.50	\$ -
Central Carolina	107	Online Access fee	\$ 94.50	\$ -
Central Carolina	MAT 101	Math Online Access fee	\$ 94.00	\$ -
Central Carolina	102	Math Online Access fee	\$ 94.00	\$ -
Central Carolina	110	Math Online Access fee	\$ 94.00	\$ -
Central Carolina	111	Math Online Access fee	\$ 94.00	\$ -
Central Carolina	120	Math Online Access fee	\$ 105.00	\$ -
Central Carolina	140	Math Online Access fee	\$ 70.50	\$ -
Central Carolina	141	Math Online Access fee	\$ 70.50	\$ -
Central Carolina	155	Math Online Access fee	\$ 94.00	\$ -
Central Carolina	250	Math Online Access fee	\$ 70.50	\$ -
Central Carolina	251	Math Online Access fee	\$ 70.50	\$ -

SC Technical College System

Annual Change in Non-Mandatory Fees

College	Course Number	Name of Fee	2023-24	2024-25
Central Carolina	CRJ 115	Online access fee	\$ 84.00	\$ -
Central Carolina	SPC 205	Online access fee	\$ 94.50	\$ -
Central Carolina	NUR201	CARP/ATI fee	\$ 367.00	\$ 695.00
Central Carolina	NUR210	CARP/ATI fee	\$ 237.00	\$ 695.00
Central Carolina	NUR220	CARP/ATI fee	\$ 237.00	\$ 695.00
Central Carolina	NUR221	CARP/ATI fee	\$ 501.00	\$ 695.00
Central Carolina	PNR 110	Liability Insurance	\$ -	\$ 5.00
Central Carolina	PNR 110	Background check fee	\$ -	\$ 111.00
Central Carolina	PNR 110	CARP/ATI fee	\$ -	\$ 749.00
Central Carolina	SUR120	CST Exam	\$ -	\$ 190.00
Central Carolina	MTH135	MBLEx license test fee	\$ -	\$ 265.00
Central Carolina	n/a	Slingshot online access (based on 12 credit hours)	\$ -	\$ 300.00
Denmark	n/a	Board/Meal Plan	\$ 4,836.00	\$ 5,300.00
Florence Darlington	n/a	n/a	n/a	n/a
Greenville	AAS.ABR	Auto Body Repair	\$ 21.00	\$ 27.00
Greenville	AAS.ACC	Accounting	\$ 17.00	\$ 20.00
Greenville	AAS.AET	Arch Eng Tech	\$ 34.00	\$ 39.00
Greenville	AAS.AET.ARCH	Arch Eng Tech	\$ 34.00	\$ 39.00
Greenville	AAS.AMT	Aircraft Maint Tech	\$ 21.00	\$ 27.00
Greenville	AAS.AOT	Admin Office Tech**	\$ 17.00	\$ 20.00
Greenville	AAS.AOT.BUS	Admin Office Tech - Bus Sys	\$ 17.00	\$ 20.00
Greenville	AAS.AOT.DAA	Admin Office Tech - Data Ana	\$ 17.00	\$ 20.00
Greenville	AAS.AOT.LEGSP	Admin. Office Tech - Lgl Spec	\$ 17.00	\$ 20.00
Greenville	AAS.AOT.MED	Admin Office Tech - Med	\$ 17.00	\$ 20.00
Greenville	AAS.AUT	Auto Tech	\$ 21.00	\$ 27.00
Greenville	AAS.AUT.ASEP	Auto Tech-GM Prog	\$ 21.00	\$ 27.00
Greenville	AAS.AUT.PACT	Auto Tech-Honda/Acura	\$ 21.00	\$ 27.00
Greenville	AAS.CET	Cons Eng Tech	\$ 34.00	\$ 39.00
Greenville	AAS.CET.CSM	Cons Eng Tech	\$ 34.00	\$ 39.00
Greenville	AAS.CNC	CNC Prog and Ops	\$ 21.00	\$ 27.00
Greenville	AAS.CPT.CYB	Comp Tech - Cybersecurity	\$ 7.00	\$ 10.00
Greenville	AAS.CPT.NET	Comp Tech-Netwkg Admin	\$ 7.00	\$ 10.00
Greenville	AAS.CPT.PRG	Comp Tech-Programming	\$ 7.00	\$ 10.00
Greenville	AAS.CPT.SYS	Comp Tech-Sys Admin	\$ 7.00	\$ 10.00
Greenville	AAS.CRJ	Criminal Justice Tech	\$ 4.00	\$ 6.00
Greenville	AAS.CUL	Culinary Arts Technology	\$ 24.00	\$ 35.00
Greenville	AAS.DHG	Dental Hyg	\$ 17.00	\$ 21.00
Greenville	AAS.DMS	Diag Med Sono	\$ 17.00	\$ 21.00
Greenville	AAS.ECE	Early Care and Edu	\$ 4.00	\$ 6.00
Greenville	AAS.EDT	Eng Design Tech	\$ 34.00	\$ 39.00
Greenville	AAS.EET	Elect Eng Tech	\$ 34.00	\$ 39.00
Greenville	AAS.EMT	Emerg Med Tech	\$ 7.00	\$ 9.00
Greenville	AAS.HIM	Hlth Info Mgt	\$ 17.00	\$ 21.00
Greenville	AAS.HOS	Hosp/Tour Mgt	\$ 4.00	\$ 6.00
Greenville	AAS.HOS.FBEV	Hosp/Tour Mgt.-Food and Bev	\$ 4.00	\$ 8.00
Greenville	AAS.HUS	Human Services	\$ 4.00	\$ 6.00
Greenville	AAS.LEG	Paralegal	\$ 4.00	\$ 6.00
Greenville	AAS.LEG.APLA	Paralegal-Adv Placement	\$ 4.00	\$ 6.00
Greenville	AAS.MEC	Mech Tech	\$ 11.00	\$ 13.00
Greenville	AAS.MET	Mech Eng Tech	\$ 34.00	\$ 39.00
Greenville	AAS.MGT	Management	\$ 7.00	\$ 10.00
Greenville	AAS.MKT	Marketing	\$ 7.00	\$ 10.00

SC Technical College System

Annual Change in Non-Mandatory Fees

College	Course Number	Name of Fee	2023-24	2024-25
Greenville	AAS.MLT	Med Lab Tech	\$ 17.00	\$ 21.00
Greenville	AAS.MTT	Mach Tool Tech	\$ 21.00	\$ 27.00
Greenville	AAS.NUR	Nursing	\$ 17.00	\$ 21.00
Greenville	AAS.OTA	Occ Ther Asst	\$ 17.00	\$ 21.00
Greenville	AAS.PTA	Phy Ther Asst	\$ 17.00	\$ 21.00
Greenville	AAS.RAD	Rad Tech	\$ 17.00	\$ 21.00
Greenville	AAS.RES	Resp Care	\$ 17.00	\$ 21.00
Greenville	AAS.SCM	Supply Chain Mgt	\$ 7.00	\$ 10.00
Greenville	AAS.SUR	Surg Tech	\$ 7.00	\$ 9.00
Greenville	AS.SCI.CHEM	Associate in Science	\$ 34.00	\$ 39.00
Greenville	AS.SCI.CIVL	Associate in Science	\$ 34.00	\$ 39.00
Greenville	AS.SCI.COMP	Associate in Science	\$ 34.00	\$ 39.00
Greenville	AS.SCI.EENG	Associate in Science	\$ 34.00	\$ 39.00
Greenville	AS.SCI.METT	Associate in Science	\$ 34.00	\$ 39.00
Greenville	BAS.MFG	Adv Mfg Tech	\$ 11.00	\$ 13.00
Greenville	CAS.AAS7	Aviat Afm Str/Sys	\$ 21.00	\$ 27.00
Greenville	CAS.AAT6	Adv Aviat Tech	\$ 21.00	\$ 27.00
Greenville	CAS.ABR7	Auto Body Repair	\$ 21.00	\$ 27.00
Greenville	CAS.ACR7	AC/Refrig Tech	\$ 11.00	\$ 13.00
Greenville	CAS.AMLR7	Auto Mnt & Light Rpr	\$ 21.00	\$ 27.00
Greenville	CAS.APT7	Aviat Ppt Theo/Sys	\$ 21.00	\$ 27.00
Greenville	CAS.ARCD6	Arch CAD Drafting	\$ 34.00	\$ 39.00
Greenville	CAS.AVF6	Aviation Fund	\$ 21.00	\$ 27.00
Greenville	CAS.AVF6.JS	Aviation Fund	\$ 21.00	\$ 27.00
Greenville	CAS.BER6	Beg Elect & Refrig	\$ 11.00	\$ 13.00
Greenville	CAS.BMO6	Basic Mach Ops	\$ 21.00	\$ 27.00
Greenville	CAS.BPA7	Baking and Pastry Arts	\$ 24.00	\$ 35.00
Greenville	CAS.BUS7	Business Systems	\$ 17.00	\$ 20.00
Greenville	CAS.CAR7	Bldg Cons Tech**	\$ 1.00	\$ -
Greenville	CAS.CCA6	Child Care Assistant	\$ 4.00	\$ 8.00
Greenville	CAS.CCD6	3-D Model CAD Design	\$ 34.00	\$ 39.00
Greenville	CAS.CED7	Culinary Education	\$ 24.00	\$ 35.00
Greenville	CAS.CN6	CNC Machine Operator	\$ 21.00	\$ 27.00
Greenville	CAS.CNAD7	Cisco Network Admin	\$ 7.00	\$ 10.00
Greenville	CAS.COS7	Cosmetology	\$ 14.00	\$ 20.00
Greenville	CAS.CTO6	Comp Tomo	\$ 7.00	\$ 9.00
Greenville	CAS.CYB7	Cybersecurity	\$ 17.00	\$ 20.00
Greenville	CAS.DAA7	Data Analytics	\$ 17.00	\$ 20.00
Greenville	CAS.DDM7	3-D Design & Digital Mfg	\$ 34.00	\$ 39.00
Greenville	CAS.DEM7	Diesel Equip Tech	\$ 21.00	\$ 27.00
Greenville	CAS.DEM7.JS	Diesel Equip Tech	\$ 21.00	\$ 27.00
Greenville	CAS.DEP6	Diesel Engine Perf	\$ 21.00	\$ 27.00
Greenville	CAS.ECD7	Early Childhood Dev	\$ 4.00	\$ 8.00
Greenville	CAS.ECSE7	Early Childhood Spec Ed	\$ 4.00	\$ 8.00
Greenville	CAS.ECT7	Elect Cont Tech	\$ 34.00	\$ 39.00
Greenville	CAS.ELT7	Indus Elect	\$ 11.00	\$ 13.00
Greenville	CAS.EMTP6	EMT-Paramedic	\$ 7.00	\$ 9.00
Greenville	CAS.ERP6	Enterprise Res Plan	\$ 7.00	\$ 10.00
Greenville	CAS.ESTH6	Esthetics	\$ 14.00	\$ 20.00
Greenville	CAS.FSDC7	Full Stack Developer	\$ 7.00	\$ 10.00
Greenville	CAS.HEAS7	Hvy Equip Aux Sys	\$ 21.00	\$ 27.00
Greenville	CAS.HUM7	Human Resource Mgt	\$ 17.00	\$ 20.00

SC Technical College System

Annual Change in Non-Mandatory Fees

College	Course Number	Name of Fee	2023-24	2024-25
Greenville	CAS.MC7	Medical Clerical	\$ 17.00	\$ 20.00
Greenville	CAS.MECA7	Mechatronics I	\$ 11.00	\$ 13.00
Greenville	CAS.MECA7.JS	Mechatronics I	\$ 11.00	\$ 13.00
Greenville	CAS.MECB7	Mechatronics II	\$ 11.00	\$ 13.00
Greenville	CAS.MKC7	Marketing Comm	\$ 17.00	\$ 20.00
Greenville	CAS.MNA7	Microsoft Nwk Tech	\$ 17.00	\$ 20.00
Greenville	CAS.MNPS6	Mkt in Non-Profit Sector	\$ 17.00	\$ 20.00
Greenville	CAS.MRI7	Mag Res Img	\$ 7.00	\$ 9.00
Greenville	CAS.SAG7	Sustainable Agriculture**	\$ 14.00	\$ -
Greenville	CAS.SBA6	Small Business Acc	\$ 17.00	\$ 20.00
Greenville	CAS.SBE7	Small Bus Mgt/Entrep	\$ 7.00	\$ 10.00
Greenville	CAS.SP6	Sterile Processing	\$ 7.00	\$ 9.00
Greenville	CAS.SWL6	Specialized Welding	\$ 21.00	\$ 27.00
Greenville	CAS.SYSA7	Systems Admin	\$ 7.00	\$ 10.00
Greenville	CAS.WEBP7	Web Programming	\$ 7.00	\$ 10.00
Greenville	CAS.WF7	Robotic Welding Fund	\$ 21.00	\$ 27.00
Greenville	CAS.WF7.JS	Robotic Welding Fund	\$ 21.00	\$ 27.00
Greenville	CAS.WLD7	Welding	\$ 21.00	\$ 27.00
Greenville	DAS.ACR1	AC/Refrig Tech	\$ 11.00	\$ 13.00
Greenville	DAS.EDD1	Exp Duty Dent Asst	\$ 7.00	\$ 9.00
Greenville	DAS.SUR1	Surgical Tech	\$ 7.00	\$ 9.00
Greenville	ND.CRDV.ECD	Career Dev-Early Chd	\$ 4.00	\$ 8.00
Horry-Georgetown	AET	Lab fees	\$ -	\$ 35.00
Horry-Georgetown	AMT	Lab fees	\$ -	\$ 35.00
Horry-Georgetown	AUT	Lab fees	\$ -	\$ 35.00
Horry-Georgetown	BCT	Lab fees	\$ -	\$ 35.00
Horry-Georgetown	CGC	Lab fees	\$ -	\$ 35.00
Horry-Georgetown	CNC	Lab fees	\$ -	\$ 35.00
Horry-Georgetown	DHM	Lab fees	\$ -	\$ 35.00
Horry-Georgetown	MLT	Lab fees	\$ -	\$ 35.00
Horry-Georgetown	MNT	Lab fees	\$ -	\$ 35.00
Horry-Georgetown	OTA	Lab fees	\$ -	\$ 35.00
Horry-Georgetown	n/a	CE Deferral Late Fee	\$ 50.00	\$ 25.00
Horry-Georgetown	n/a	Deferred Late Fee	\$ 50.00	\$ 25.00
Midlands	n/a	General Course fee	\$ 52.00	\$ 55.00
Midlands	MED 117	CPR/First Aid Fee	\$ 30.00	\$ -
Midlands	MED 134	Certification Exam Fee (MED 117)	\$ 125.00	\$ -
Midlands	n/a	EHR Fee (MED 134)	\$ 40.00	\$ -
Midlands	n/a	Excel Certification Exam Fee	\$ 100.00	\$ -
Midlands	n/a	Commercial Air Conditioning Exam Fee	\$ 36.00	\$ -
Midlands	n/a	Ice Refrigeration Exam Fee	\$ 36.00	\$ -
Midlands	n/a	Excel Certification Exam Fee	\$ 100.00	\$ -
Midlands	n/a	Ice Refrigeration Exam Fee	\$ 50.00	\$ -
Midlands	ACC 291	Certified Bookkeeper Ex Fee (ACC 291)	\$ 210.00	\$ -
Midlands	CGC 101	ADOBE License (CGC 101)	\$ 142.00	\$ -
Midlands	n/a	Malpractice Insurance	\$ 1.00	\$ -
Midlands	n/a	Medialab Exam Simulator	\$ 75.00	\$ -
Midlands	n/a	Technical Course fee	\$ 30.00	\$ 32.00
Midlands	n/a	Access Certification Exam Fee (CPT 172)	\$ -	\$ 40.00
Midlands	n/a	SC CAN Exam Fee (AHS 117)	\$ -	\$ 140.00
Midlands	n/a	Electrocardipgraphy (AHS 117)	\$ -	\$ 125.00
Midlands	n/a	Phlebotomy Practicum (AHS 142)	\$ -	\$ 125.00

SC Technical College System

Annual Change in Non-Mandatory Fees

College	Course Number	Name of Fee	2023-24	2024-25
Northeastern	n/a	n/a	n/a	n/a
Orangeburg-Calhoun	n/a	Associate Degree Nursing Freshman	\$ 2,326.00	\$ 2,594.00
Orangeburg-Calhoun	n/a	Associate Degree Nursing Senior	\$ 1,412.00	\$ 1,675.00
Orangeburg-Calhoun	n/a	Practical Nursing Traditional	\$ 2,476.00	\$ 2,789.00
Orangeburg-Calhoun	n/a	Associate Degree Nursing Flex	\$ 2,388.00	\$ 2,651.00
Orangeburg-Calhoun	n/a	Associate Degree Nursing Transition	\$ 2,388.00	\$ 2,651.00
Orangeburg-Calhoun	n/a	Practical Nursing Flex	\$ 2,388.00	\$ 2,651.00
Piedmont	n/a	Background Check Fee	\$ 47.25	\$ 48.05
Piedmont	n/a	Bus & Pub Service Drug Test	\$ 29.18	\$ -
Piedmont	n/a	Bus & Pub Service Training	\$ 95.00	\$ -
Piedmont	n/a	Funeral Services Training Fee	\$ 255.00	\$ 160.00
Piedmont	n/a	Gunsmithing Kit	\$ 1,771.67	\$ 1,534.00
Piedmont	n/a	Health Science Access Fee	\$ 80.50	\$ -
Piedmont	n/a	Health Science Access Fee	\$ 89.00	\$ -
Piedmont	n/a	Health Science Access Fee	\$ 150.00	\$ -
Piedmont	n/a	Health Science Film Badge	\$ 70.00	\$ -
Piedmont	n/a	Health Science Membership Fee	\$ 10.00	\$ -
Piedmont	n/a	Health Science Membership Fee	\$ 67.00	\$ -
Piedmont	n/a	Health Science Membership Fee	\$ 75.00	\$ -
Piedmont	n/a	Health Science Membership Fee	\$ 105.00	\$ 98.00
Piedmont	n/a	Health Science Pinning Fee	\$ 10.00	\$ -
Piedmont	n/a	Health Science Pinning Fee	\$ 50.00	\$ -
Piedmont	n/a	Health Science Review Fee	\$ 210.00	\$ -
Piedmont	n/a	Health Science Supply Fee	\$ 18.00	\$ -
Piedmont	n/a	Health Science Supply Fee	\$ 21.00	\$ -
Piedmont	n/a	Health Science Supply Fee	\$ 22.00	\$ -
Piedmont	n/a	Health Science Supply Fee	\$ 25.00	\$ -
Piedmont	n/a	Health Science Supply Fee	\$ 50.00	\$ -
Piedmont	n/a	Health Science Supply Fee	\$ 157.83	\$ -
Piedmont	n/a	Health Science Testing Fee	\$ 15.00	\$ -
Piedmont	n/a	Health Science Testing Fee	\$ 35.00	\$ -
Piedmont	n/a	Health Science Testing Fee	\$ 55.00	\$ -
Piedmont	n/a	Health Science Testing Fee	\$ 80.00	\$ 60.70
Piedmont	n/a	Health Science Testing Fee	\$ 125.00	\$ -
Piedmont	n/a	Health Science Testing Fee	\$ 188.95	\$ -
Piedmont	n/a	Health Science Testing Fee	\$ 190.00	\$ -
Piedmont	n/a	Health Science Testing Fee	\$ 225.00	\$ -
Piedmont	n/a	Health Science Testing Fee	\$ 240.00	\$ -
Piedmont	n/a	Health Science Testing Fee	\$ 292.10	\$ -
Piedmont	n/a	Health Science Testing Fee	\$ 340.00	\$ -
Piedmont	n/a	Health Science Testing Fee	\$ 365.00	\$ -
Piedmont	n/a	Health Science Training Fee	\$ 88.00	\$ -
Piedmont	n/a	Industrial Testing/Certification Fee	\$ 10.00	\$ -
Piedmont	n/a	Industrial Testing/Certification Fee	\$ 15.00	\$ -
Piedmont	n/a	Industrial Testing/Certification Fee	\$ 28.00	\$ -
Piedmont	n/a	Industrial Testing/Certification Fee	\$ 35.00	\$ -
Piedmont	n/a	Industrial Testing/Certification Fee	\$ 38.00	\$ -
Piedmont	n/a	Industrial Testing/Certification Fee	\$ 45.00	\$ -
Piedmont	n/a	Industrial Testing/Certification Fee	\$ 49.00	\$ -
Piedmont	n/a	Industrial Testing/Certification Fee	\$ 60.00	\$ -
Piedmont	n/a	Health Science Access Fee	\$ -	\$ 20.00
Piedmont	n/a	Health Science Access Fee	\$ -	\$ 65.00

SC Technical College System

Annual Change in Non-Mandatory Fees

College	Course Number	Name of Fee	2023-24	2024-25
Piedmont	n/a	Health Science Access Fee	\$ 107.00	\$ 117.70
Piedmont	n/a	Health Science Access Fee	\$ -	\$ 129.74
Piedmont	n/a	Health Science Membership Fee	\$ -	\$ 50.00
Piedmont	n/a	Health Science Membership Fee	\$ -	\$ 80.00
Piedmont	n/a	Health Science Membership Fee	\$ 125.00	\$ 189.00
Piedmont	n/a	Health Science Review Fee	\$ 150.00	\$ 325.00
Piedmont	n/a	Health Science Review Fee	\$ 335.00	\$ 345.00
Piedmont	n/a	Health Science Supply Fee	\$ -	\$ 130.00
Piedmont	n/a	Health Science Supply Fee	\$ 92.00	\$ 150.00
Piedmont	n/a	Health Science Supply Fee	\$ 107.00	\$ 155.86
Piedmont	n/a	Health Science Supply Fee	\$ 150.00	\$ 157.83
Piedmont	n/a	Health Science Supply Fee	\$ 176.00	\$ 180.00
Piedmont	n/a	Health Science Supply Fee	\$ 180.00	\$ 230.00
Piedmont	n/a	Health Science Supply Fee	\$ 302.76	\$ 306.00
Piedmont	n/a	Health Science Testing Fee	\$ 31.49	\$ 32.00
Piedmont	n/a	Health Science Testing Fee	\$ 129.00	\$ 140.00
Piedmont	n/a	Health Science Testing Fee	\$ 143.95	\$ 160.00
Piedmont	n/a	Health Science Testing Fee	\$ 183.90	\$ 188.95
Piedmont	n/a	Health Science Testing Fee	\$ 250.00	\$ 275.00
Piedmont	n/a	Health Science Vaccination	\$ 980.00	\$ 1,076.00
Piedmont	n/a	Industrial Testing/Certification Fee	\$ -	\$ 30.00
Piedmont	n/a	Industrial Testing/Certification Fee	\$ -	\$ 125.00
Piedmont	n/a	Industrial Testing/Certification Fee	\$ -	\$ 138.00
Piedmont	n/a	Industrial Testing/Certification Fee	\$ -	\$ 200.00
Piedmont	n/a	Industrial Testing/Certification Fee	\$ -	\$ 265.00
Piedmont	n/a	Industrial Training Fee	\$ -	\$ 65.00
Spartanburg	n/a	n/a	n/a	n/a
Lowcountry	n/a	General Course Fee	\$ -	\$ 15.00
Lowcountry	n/a	Tech Course Fee	\$ 25.00	\$ 20.00
Lowcountry	n/a	Rad Tech Dosimeter Badge	\$ 105.00	\$ -
Lowcountry	n/a	Rad Tech Test Review	\$ 80.00	\$ -
Lowcountry	n/a	Surgical Tech Dosimeter Badge	\$ 35.00	\$ -
Lowcountry	n/a	Background check fee (all HS programs)	\$ 99.00	\$ -
Lowcountry	n/a	Insurance (all HS programs)	\$ 15.00	\$ -
Lowcountry	n/a	Culinary Fee	\$ 70.00	\$ 100.00
Lowcountry	n/a	PTH Exam	\$ 45.00	\$ 50.00
Lowcountry	n/a	Rad Imaging testing-CLOVR	\$ 167.00	\$ 190.00
Lowcountry	n/a	TEAS test (all HS programs)	\$ 70.00	\$ 75.00
Tri-County	n/a	Bridge To Clemson Reg Admin/Program Fee (annual amount)	\$ 800.00	\$ 850.00
Tri-County	ACC 101	Digital Course Content	\$ 105.00	\$ 116.00
Tri-County	ACC 102	Digital Course Content	\$ 105.00	\$ 116.00
Tri-County	ACC 111	Digital Course Content	\$ 105.00	\$ 116.00
Tri-County	ACC 201	Digital Course Content	\$ 105.00	\$ 116.00
Tri-County	ACC 230	Digital Course Content	\$ 105.00	\$ 116.00
Tri-County	AOT 137	Digital Course Content	\$ 116.00	\$ 120.00
Tri-County	ART 101	Digital Course Content	\$ -	\$ 52.00
Tri-County	ART 107	Digital Course Content	\$ -	\$ 50.00
Tri-County	ART 108	Digital Course Content	\$ -	\$ 45.00
Tri-County	BAF 101	Digital Course Content	\$ 105.00	\$ 195.00
Tri-County	BAF 260	Digital Course Content	\$ 105.00	\$ 115.00
Tri-County	BIO 112	Digital Course Content	\$ 80.00	\$ 90.00
Tri-County	BIO 113	Digital Course Content	\$ 45.00	\$ 80.00

SC Technical College System
Annual Change in Non-Mandatory Fees

College	Course Number	Name of Fee	2023-24	2024-25
Tri-County	BIO 209	Digital Course Content	\$ 75.00	\$ 80.00
Tri-County	BIO 210	Digital Course Content	\$ 120.00	\$ 125.00
Tri-County	BIO 211	Digital Course Content	\$ 120.00	\$ 125.00
Tri-County	BUS 101	Digital Course Content	\$ 90.00	\$ 110.00
Tri-County	BUS 110	Digital Course Content	\$ 95.00	\$ 120.00
Tri-County	AST 101	Digital Course Content	\$ 75.00	\$ 65.00
Tri-County	BIO 101	Digital Course Content	\$ 110.00	\$ 90.00
Tri-County	HIS 101	Digital Course Content	\$ 85.00	\$ 70.00
Tri-County	HIS 102	Digital Course Content	\$ 85.00	\$ 70.00
Tri-County	PHS 101	Digital Course Content	\$ 100.00	\$ 90.00
Tri-County	CHM 105	Digital Course Content	\$ 70.00	\$ 100.00
Tri-County	CHM 110	Digital Course Content	\$ 80.00	\$ 90.00
Tri-County	CHM 111	Digital Course Content	\$ 80.00	\$ 90.00
Tri-County	COL 120	Digital Course Content	\$ 60.00	\$ 65.00
Tri-County	CPT 167	Digital Course Content	\$ 37.00	\$ 42.00
Tri-County	CPT 170	Digital Course Content	\$ 120.00	\$ 130.00
Tri-County	CPT 176	Digital Course Content	\$ 100.00	\$ 110.00
Tri-County	CPT 234	Digital Course Content	\$ 90.00	\$ 95.00
Tri-County	CPT 236	Digital Course Content	\$ 85.00	\$ 90.00
Tri-County	CPT 270	Digital Course Content	\$ 120.00	\$ 130.00
Tri-County	CPT 285	Digital Course Content	\$ 100.00	\$ 110.00
Tri-County	CRJ 101	Digital Course Content	\$ 37.00	\$ 42.00
Tri-County	CRJ 115	Digital Course Content	\$ 37.00	\$ 42.00
Tri-County	CRJ 140	Digital Course Content	\$ 37.00	\$ 42.00
Tri-County	CRJ 242	Digital Course Content	\$ 37.00	\$ 42.00
Tri-County	ECD 101	Digital Course Content	\$ 70.00	\$ 75.00
Tri-County	105	Digital Course Content	\$ 42.00	\$ 45.00
Tri-County	107	Digital Course Content	\$ 42.00	\$ 45.00
Tri-County	109	Digital Course Content	\$ 40.00	\$ 45.00
Tri-County	131	Digital Course Content	\$ 42.00	\$ 45.00
Tri-County	132	Digital Course Content	\$ 42.00	\$ 45.00
Tri-County	133	Digital Course Content	\$ 42.00	\$ 45.00
Tri-County	135	Digital Course Content	\$ 42.00	\$ 45.00
Tri-County	237	Digital Course Content	\$ 37.00	\$ 42.00
Tri-County	ECO 101	Digital Course Content	\$ 100.00	\$ 120.00
Tri-County	210	Digital Course Content	\$ 100.00	\$ 110.00
Tri-County	211	Digital Course Content	\$ 100.00	\$ 110.00
Tri-County	EGR 194	Digital Course Content	\$ 40.00	\$ 42.00
Tri-County	269	Digital Course Content	\$ 105.00	\$ 116.00
Tri-County	270	Digital Course Content	\$ 105.00	\$ 175.00
Tri-County	ENG 150	Digital Course Content	\$ 60.00	\$ 65.00
Tri-County	GEO 102	Digital Course Content	\$ 75.00	\$ 80.00
Tri-County	HIS 122	Digital Course Content	\$ -	\$ 30.00
Tri-County	HSS 295	Digital Course Content	\$ 105.00	\$ 115.00
Tri-County	IST 222	Digital Course Content	\$ -	\$ 42.00
Tri-County	MAT 32	Digital Course Content	\$ 70.00	\$ 80.00
Tri-County	101	Digital Course Content	\$ 70.00	\$ 80.00
Tri-County	102	Digital Course Content	\$ 70.00	\$ 80.00
Tri-County	103	Digital Course Content	\$ 80.00	\$ 85.00
Tri-County	109	Digital Course Content	\$ 80.00	\$ 85.00
Tri-County	110	Digital Course Content	\$ 120.00	\$ 125.00
Tri-County	111	Digital Course Content	\$ 120.00	\$ 125.00

SC Technical College System

Annual Change in Non-Mandatory Fees

College	Course Number	Name of Fee	2023-24	2024-25
Tri-County	130	Digital Course Content	\$ 75.00	\$ 85.00
Tri-County	140	Digital Course Content	\$ 105.00	\$ 135.00
Tri-County	141	Digital Course Content	\$ 105.00	\$ 135.00
Tri-County	150	Digital Course Content	\$ 70.00	\$ 80.00
Tri-County	155	Digital Course Content	\$ 80.00	\$ 85.00
Tri-County	170	Digital Course Content	\$ 80.00	\$ 85.00
Tri-County	171	Digital Course Content	\$ 80.00	\$ 85.00
Tri-County	211	Digital Course Content	\$ 120.00	\$ 125.00
Tri-County	MGT 101	Digital Course Content	\$ 90.00	\$ 130.00
Tri-County	121	Digital Course Content	\$ 100.00	\$ 120.00
Tri-County	150	Digital Course Content	\$ 95.00	\$ 130.00
Tri-County	201	Digital Course Content	\$ 95.00	\$ 130.00
Tri-County	260	Digital Course Content	\$ 90.00	\$ 130.00
Tri-County	MKT 101	Digital Course Content	\$ 90.00	\$ 110.00
Tri-County	MUS105	Digital Course Content	\$ 80.00	\$ 85.00
Tri-County	PHI105	Digital Course Content	\$ 95.00	\$ 100.00
Tri-County	PHY 201	Digital Course Content	\$ 125.00	\$ 135.00
Tri-County	221	Digital Course Content	\$ 125.00	\$ 135.00
Tri-County	PSC 201	Digital Course Content	\$ 80.00	\$ 85.00
Tri-County	PSY 120	Digital Course Content	\$ -	\$ 95.00
Tri-County	201	Digital Course Content	\$ 55.00	\$ 105.00
Tri-County	208	Digital Course Content	\$ 80.00	\$ 85.00
Tri-County	QAT 101	Digital Course Content	\$ 37.00	\$ 42.00
Tri-County	102	Digital Course Content	\$ -	\$ 42.00
Tri-County	RDG 100	Digital Course Content	\$ 55.00	\$ 60.00
Tri-County	SOC 205	Digital Course Content	\$ 65.00	\$ 70.00
Tri-County	SPA 101	Digital Course Content	\$ 60.00	\$ 75.00
Tri-County	102	Digital Course Content	\$ 60.00	\$ 75.00
Tri-County	201	Digital Course Content	\$ 60.00	\$ 75.00
Tri-County	202	Digital Course Content	\$ -	\$ 65.00
Trident	n/a	Testing Services Administration Fee (depending on test)	6 - 71	6 - 100
Trident	n/a	Coll of Charleston Bridge Prgm - TTC did not participate in 24-25	n/a	n/a
Trident	ACC 111	Digital Course Materials Fee	\$ -	\$ 76.25
Trident	BIO 101	Digital Course Materials Fee	\$ 100.00	\$ 75.00
Trident	BIO 102	Digital Course Materials Fee	\$ 100.00	\$ 91.00
Trident	BIO 112	Digital Course Materials Fee	\$ 80.00	\$ 75.00
Trident	BIO 112L	Digital Course Materials Fee	\$ 55.00	\$ -
Trident	CPT 102	Digital Course Materials Fee	\$ 99.00	\$ -
Trident	CPT 209	Digital Course Materials Fee	\$ 59.00	\$ 44.00
Trident	CPT 282	Digital Course Materials Fee	\$ 59.00	\$ 29.00
Trident	ECD 105	Digital Course Materials Fee	\$ 75.00	\$ 53.00
Trident	ECD 133	Digital Course Materials Fee	\$ 66.00	\$ 36.00
Trident	ECD 201	Digital Course Materials Fee	\$ 66.00	\$ 29.00
Trident	EMS 107	Digital Course Materials Fee	\$ 83.99	\$ -
Trident	EMS 108	Digital Course Materials Fee	\$ 83.99	\$ -
Trident	HIM 110	Digital Course Materials Fee	\$ 211.75	\$ -
Trident	HIS 101	Digital Course Materials Fee	\$ 56.00	\$ -
Trident	HIS 102	Digital Course Materials Fee	\$ 56.00	\$ -
Trident	HIS 104	Digital Course Materials Fee	\$ 66.00	\$ -
Trident	HIS 201	Digital Course Materials Fee	\$ 56.00	\$ 33.00
Trident	HIS 202	Digital Course Materials Fee	\$ 56.00	\$ 33.00
Trident	HRT 110	Digital Course Materials Fee	\$ 99.00	\$ -

SC Technical College System

Annual Change in Non-Mandatory Fees

College	Course Number	Name of Fee	2023-24	2024-25
Trident	HSS 110	Digital Course Materials Fee	\$ 45.75	\$ 45.00
Trident	HUS 101	Digital Course Materials Fee	\$ 70.00	\$ 61.00
Trident	HUS 102	Digital Course Materials Fee	\$ 70.00	\$ 61.00
Trident	HUS 208	Digital Course Materials Fee	\$ 77.00	\$ 61.00
Trident	HUS 231	Digital Course Materials Fee	\$ 77.00	\$ 61.00
Trident	HUS 250	Digital Course Materials Fee	\$ 40.00	\$ -
Trident	MAT 031	Digital Course Materials Fee	\$ 59.00	\$ -
Trident	MAT 031 (Full Term)	Digital Course Materials Fee	\$ 107.00	\$ -
Trident	MAT 032	Digital Course Materials Fee	\$ 59.00	\$ -
Trident	MAT 032 (Full Term)	Digital Course Materials Fee	\$ 107.00	\$ -
Trident	MAT 110	Digital Course Materials Fee	\$ 104.50	\$ -
Trident	MAT 111	Digital Course Materials Fee	\$ 104.50	\$ -
Trident	MLT 106	Digital Course Materials Fee	\$ 106.00	\$ -
Trident	MLT 116	Digital Course Materials Fee	\$ 106.00	\$ -
Trident	MLT 206	Digital Course Materials Fee	\$ 96.50	\$ -
Trident	MLT 207	Digital Course Materials Fee	\$ 96.50	\$ -
Trident	MLT 211	Digital Course Materials Fee	\$ 188.25	\$ -
Trident	MLT 212	Digital Course Materials Fee	\$ 97.75	\$ -
Trident	SAC 201	Digital Course Materials Fee	\$ 74.00	\$ 71.00
Trident	SOC 102	Digital Course Materials Fee	\$ 65.00	\$ 37.25
Trident	SOC 205	Digital Course Materials Fee	\$ 66.00	\$ 65.00
Trident	ACC 150	Digital Course Materials Fee	\$ -	\$ 104.00
Trident	ANT 101	Digital Course Materials Fee	\$ -	\$ 50.00
Trident	BAF 101	Digital Course Materials Fee	\$ 83.20	\$ 104.00
Trident	BIO 225L	Digital Course Materials Fee	\$ -	\$ 33.00
Trident	BUS 220	Digital Course Materials Fee	\$ -	\$ 99.00
Trident	CGC 110	Digital Course Materials Fee	\$ -	\$ 25.00
Trident	ECD 107	Digital Course Materials Fee	\$ -	\$ 66.00
Trident	ECD 132	Digital Course Materials Fee	\$ 66.00	\$ 73.00
Trident	ECD 205	Digital Course Materials Fee	\$ -	\$ 73.00
Trident	ECD 259	Digital Course Materials Fee	\$ -	\$ 36.00
Trident	ECD 260	Digital Course Materials Fee	\$ -	\$ 29.00
Trident	ENG 101	Digital Course Materials Fee	\$ -	\$ 20.00
Trident	ENG 102	Digital Course Materials Fee	\$ -	\$ 40.00
Trident	HUS 220	Digital Course Materials Fee	\$ -	\$ 73.00
Trident	JOU 101	Digital Course Materials Fee	\$ -	\$ 65.00
Trident	LOG 125	Digital Course Materials Fee	\$ -	\$ 130.00
Trident	LOG 240	Digital Course Materials Fee	\$ 35.00	\$ 44.00
Trident	MAT 155	Digital Course Materials Fee	\$ -	\$ 71.00
Trident	MGT 235	Digital Course Materials Fee	\$ -	\$ 80.00
Trident	MKT 140	Digital Course Materials Fee	\$ -	\$ 90.00
Trident	MKT 250	Digital Course Materials Fee	\$ -	\$ 85.00
Trident	PHI 110	Digital Course Materials Fee	\$ -	\$ 36.00
Trident	PSC 201	Digital Course Materials Fee	\$ -	\$ 39.00
Trident	PSY 201	Digital Course Materials Fee	\$ -	\$ 39.00
Trident	REL 101	Digital Course Materials Fee	\$ 36.50	\$ 65.00
Trident	RWR 100	Digital Course Materials Fee	\$ 18.50	\$ 25.00
Trident	SAC 101	Digital Course Materials Fee	\$ -	\$ 29.00
Trident	SAC 110	Digital Course Materials Fee	\$ -	\$ 71.00
Trident	SAC 111	Digital Course Materials Fee	\$ -	\$ 63.00
Trident	SAC 200	Digital Course Materials Fee	\$ -	\$ 36.00
Trident	SAC 203	Digital Course Materials Fee	\$ -	\$ 29.00

SC Technical College System
Annual Change in Non-Mandatory Fees

College	Course Number	Name of Fee	2023-24	2024-25
Trident	SAC 205	Digital Course Materials Fee	\$ -	\$ 36.00
Trident	SAC 209	Digital Course Materials Fee	\$ -	\$ 66.00
Trident	SFT 104	Digital Course Materials Fee	\$ 66.00	\$ 68.00
Trident	SPC 209	Digital Course Materials Fee	\$ -	\$ 66.00
Williamsburg	n/a	n/a	n/a	n/a
York	n/a	Truck Driver Training (TDR courses) - \$120.00 per credit hour	\$ 120.00	\$ 433.00



LANDER UNIVERSITY

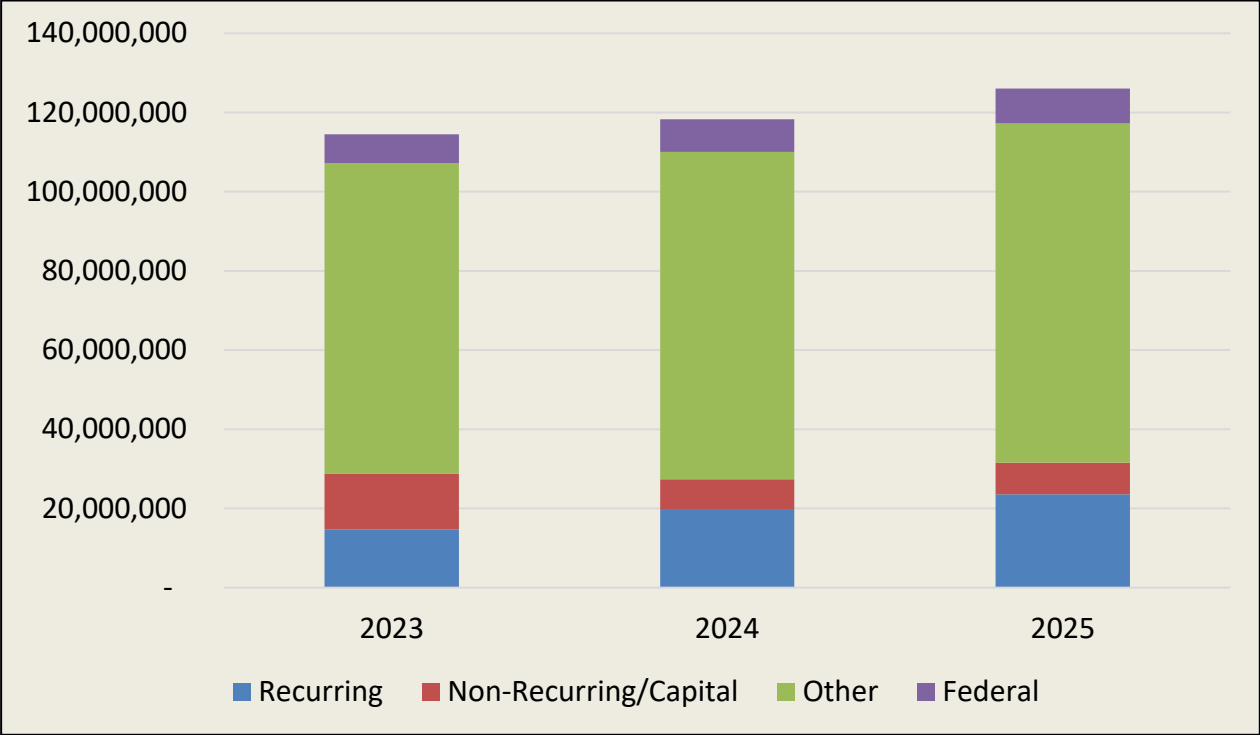
FY 2025-2026

BUDGET REQUESTS

WAYS & MEANS
HIGHER EDUCATION SUBCOMMITTEE

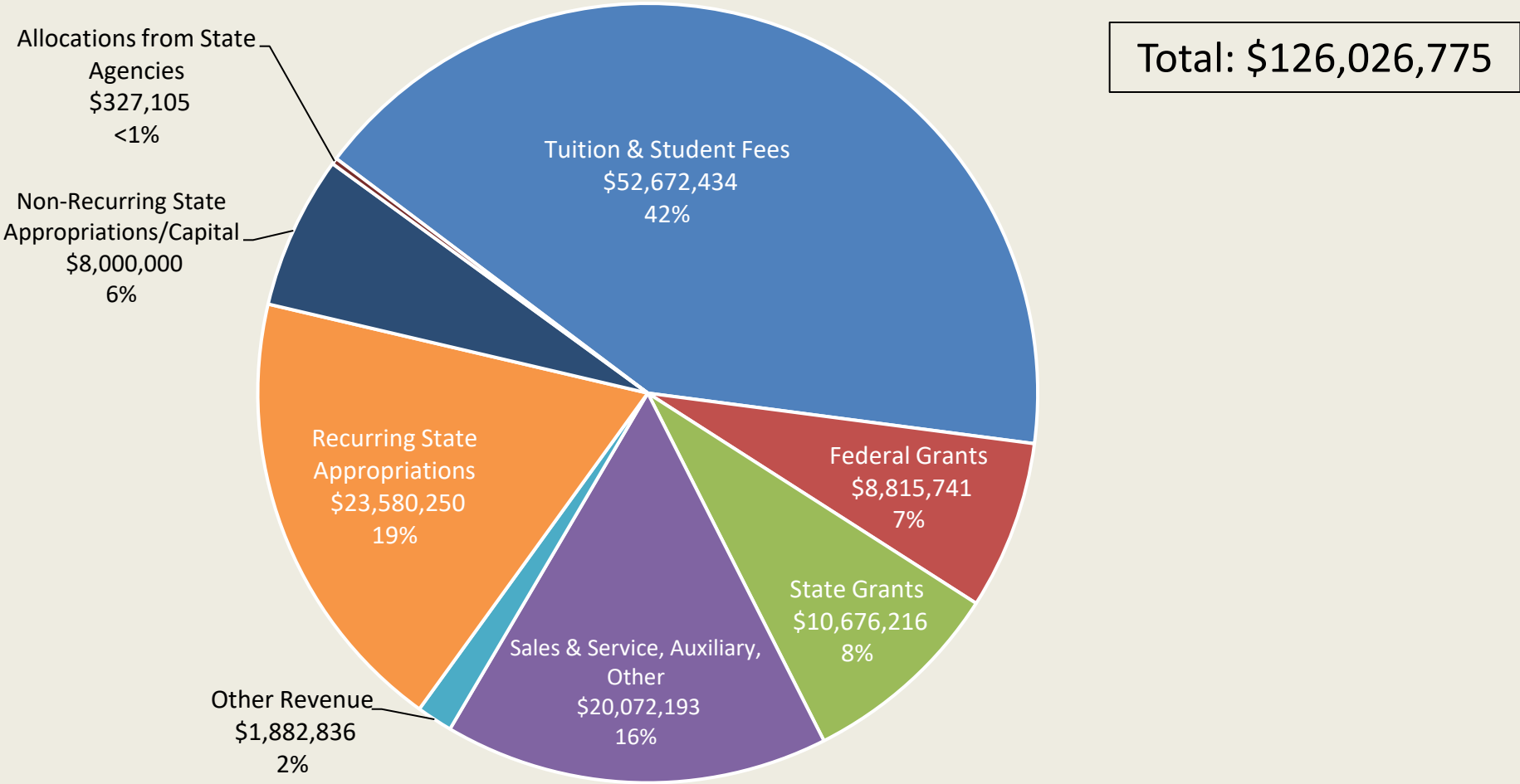
REP. NATHAN BALLENTINE, CHAIRMAN
REP. GILDA COBB-HUNTER
REP. BILL TAYLOR

Appropriations History

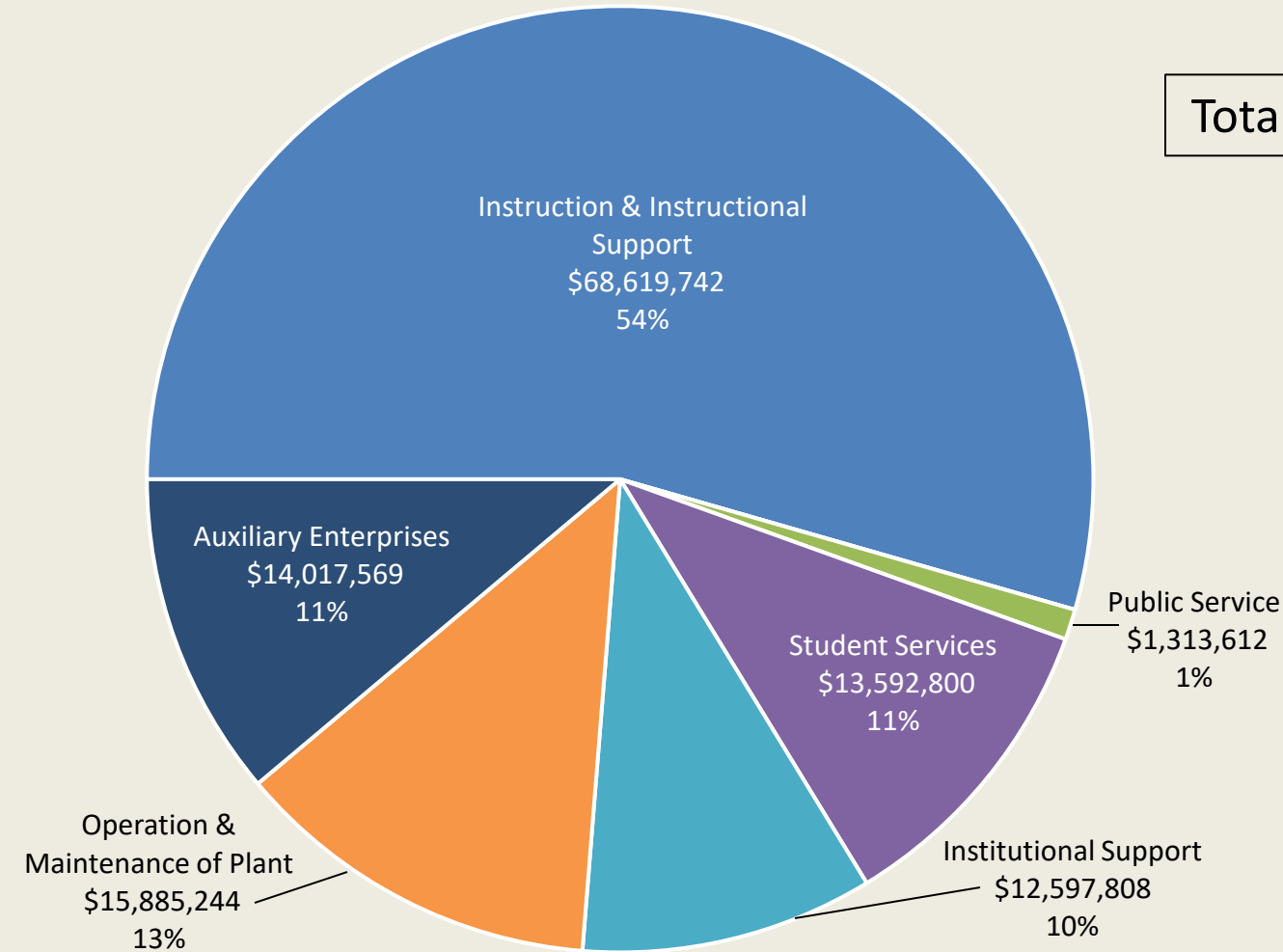


	2023	2024	2025
Recurring	\$14,721,641	\$19,857,404	\$23,580,250
Non-Recurring/Capital	\$14,000,000	\$7,500,001	\$8,000,000
Other	\$78,518,252	\$82,673,511	\$85,630,784
Federal	\$7,240,741	\$8,240,741	\$8,815,741
Total	\$114,480,634	\$118,271,657	\$126,026,775

FY24 Projected Current Revenue



FY24 Projected Current Expenses



Tuition Mitigation	\$2,106,884
<p>Lander's Fall 2024 semester started with another year of impressive growth. The University's enrollment for fall is 4,387. This includes 1,471 new first-time freshman, new first-time graduate students, and new undergraduate and graduate transfers.</p> <p>Lander University requests \$2,106,884 in tuition mitigation for continued support of the University's mission to freeze tuition and maintain its current level of service. Lander has maintained a tuition freeze for the past nine years to keep higher education affordable. At its December 2024 meeting, the Board of Trustees voted to extend the freeze for FY25-26, marking a decade of no increases in tuition and general fees. While this benefits students and enrollment, it puts Lander in the position of needing additional recurring funds to cover increases in expenses due to inflationary factors and to assist the University in achieving its strategic goals.</p>	

Additional Funding for the SC Institute on the Prevention of Sexual Violence on College Campuses

\$600,000

Lander University requests \$600,000 in additional funding to support the mission of the South Carolina Institute on the Prevention of Sexual Violence on College Campuses (SCIP).

As stipulated in the FY 2022-2023 Appropriations Act, Lander University has allocated recurring funds to establish SCIP. This crucial and much-needed program has laid the foundation for addressing and combating sexual violence in all higher education institutions across South Carolina. Following extensive research in this field, it has become evident that additional resources are necessary to propel the success of this critical initiative.

The requested funds will enable SCIP to expand its outreach efforts to higher education institutions through proposed grant-funding projects and sponsoring events concerning the prevention of sexual violence. This requested funding includes the establishment of an annual conference in which guest speakers and other higher education institutions will be encouraged to attend to gain insightful knowledge. This proposal also adds two new full-time employee positions and additional funding for research and event sponsorships. These cost projections have been thoughtfully calculated to maximize the impact and efficacy of SCIP in fulfilling its vital role in promoting safe and respectful campus environments.

Lander derived the request with the following expenses in mind:

- Two Full-Time Employees – \$160,000
- Employer Contributions - \$75,200
- Additional Sexual Violence Prevention Grant Funding - \$200,000
- Annual Conference - \$100,000
- Research Grants - \$12,500
- Graduate Assistantship - \$10,000
- Event Sponsorship - \$42,300

Non-Recurring Request



Lander University does not have any agency-specific non-recurring requests for the 2025-2026 year.

Maintenance, Renovation, & Replacement

\$12,010,000

Lander University requests \$12,010,000 in capital funds to continue its goal of maintaining and optimizing the state's assets. In previous years, the state has appropriated nonrecurring and/or capital funds to Lander for maintenance, renovation, and replacement. These funds made significant improvements to the campus. This request will assist the University in completing a number of projects on the Comprehensive Permanent Improvement Plan (CPIP):

The projects Lander plans to accomplish with these funds include:

- Campus Energy Management Controls System - \$3,500,000
- Parking Repair/Replace/Resurfacing - \$2,500,000
- Fire Monitoring Alarm System Repairs/Upgrades - \$1,900,000
- Campuswide Mechanical, Electrical, & Plumbing Repairs - \$1,800,000
- Cultural Center Auditorium Renovation - \$1,400,000
- Campuswide Restroom Upgrades - \$910,000

Capital Request

Marion Carnell Learning Center Renovation

\$9,000,000

The Marion Carnell Learning Center operates as the main academic center on campus. The building is in need of full HVAC replacement and other critical building infrastructure as well as some interior upfits to meet today's students' educational needs. Originally constructed in 1982, the building needs window and door replacements along with some building envelope repairs.

While this request was not funded last year, the infrastructure repairs to the Marion Carnell Learning Center remain a priority to Lander University.



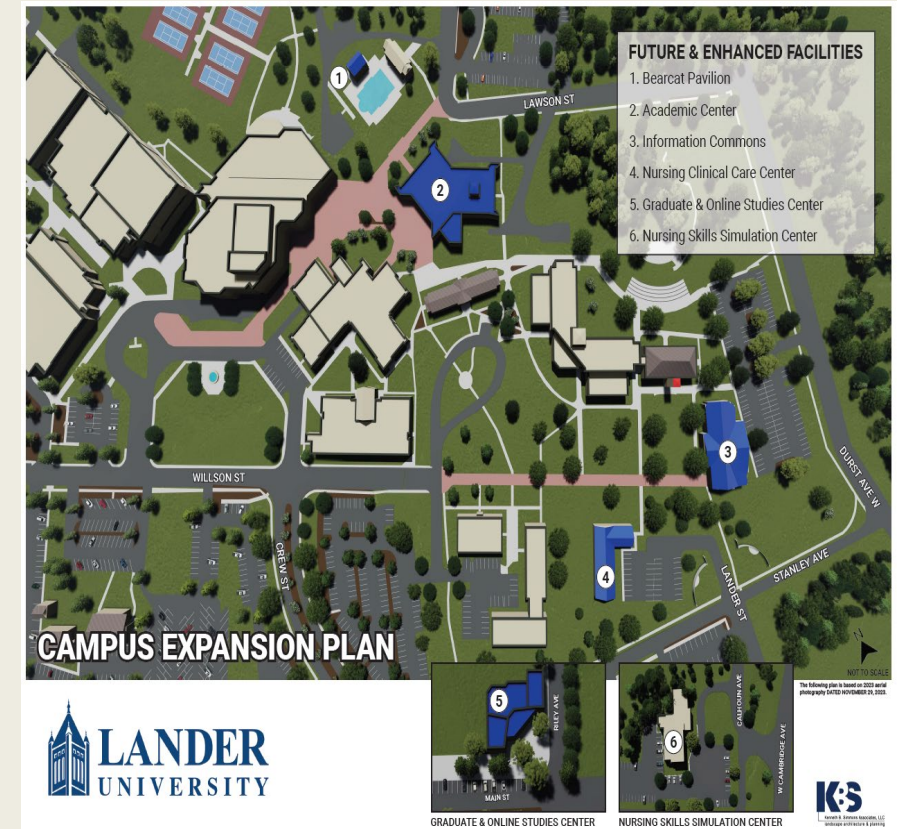
Capital Request

Campus-Wide ADA Access – Pedestrian Spine & Parking

\$3,375,000

The construction of two new buildings (Information Commons and the Nursing Critical Care Center) demand greater attention to campus accessibility as students navigate an underdeveloped area of campus. Development of a pedestrian spine and intentional design of building entrances and pathways will help address accessibility concerns and re-establish code compliance throughout.

The planned project utilizes intentional design focused on the pedestrian approach to meet needed safety requirements and provide adequate lighting and security infrastructure to support the safe pedestrian travel for students, both day and night, to the area of campus that houses so many of the campus academic and student support functions. The asphalt roadway will be replaced with a walking path, which pushes vehicular travel to the perimeter of campus and reduces the pedestrian interaction with passing vehicles.



Other Funds Request



Request	Amount	Revenue Source	Description
Authorization Increase – Restricted	\$626,957	Tuition and Fees	The purpose of this request is to increase the University's 2025-2026 Other Funds Restricted authorization. This request will ensure an appropriate level of authorization for the increase in student FTEs receiving state scholarships such as Palmetto Fellows, LIFE, Hope, etc.

Federal Fund Request

Request	Amount	Revenue Source	Description
Authorization Increase – Federal	\$2,800,000	Tuition and Fees/Federal Scholarships	To increase the University’s Federal Funds for the increase in student FTEs receiving Federal scholarships and the receipt of a new Federal award.

FTE Request



Position	Requested FTEs	Amount	Funding Source
Classified Positions – Administrative Assistant	1.00	\$50,000	General Funds
Unclassified Positions – Development Officer	1.00	\$110,000	General Funds
Total	2.00	\$160,000	

Lander University does not have any agency specific provisos, nor did it request any proviso changes.

Lander University does not allocate any funds, General or Other Funds, to any DEI initiatives.

In-State Tuition and Fees

Fee Type	Increase Since January 2024
<u>Mandatory Fees</u> – Tuition, General Fees, Course Fees, or Special Rates	No Increase
<u>Non-Mandatory Fees</u> – Other Rates (Parking, Graduation, etc.)	No Increase
<u>Non-Mandatory Fees</u> – Housing	3.45% increase or \$113 per semester
<u>Non-Mandatory Fees</u> – Meal Plans	5.96% (CPI) or \$115 per semester

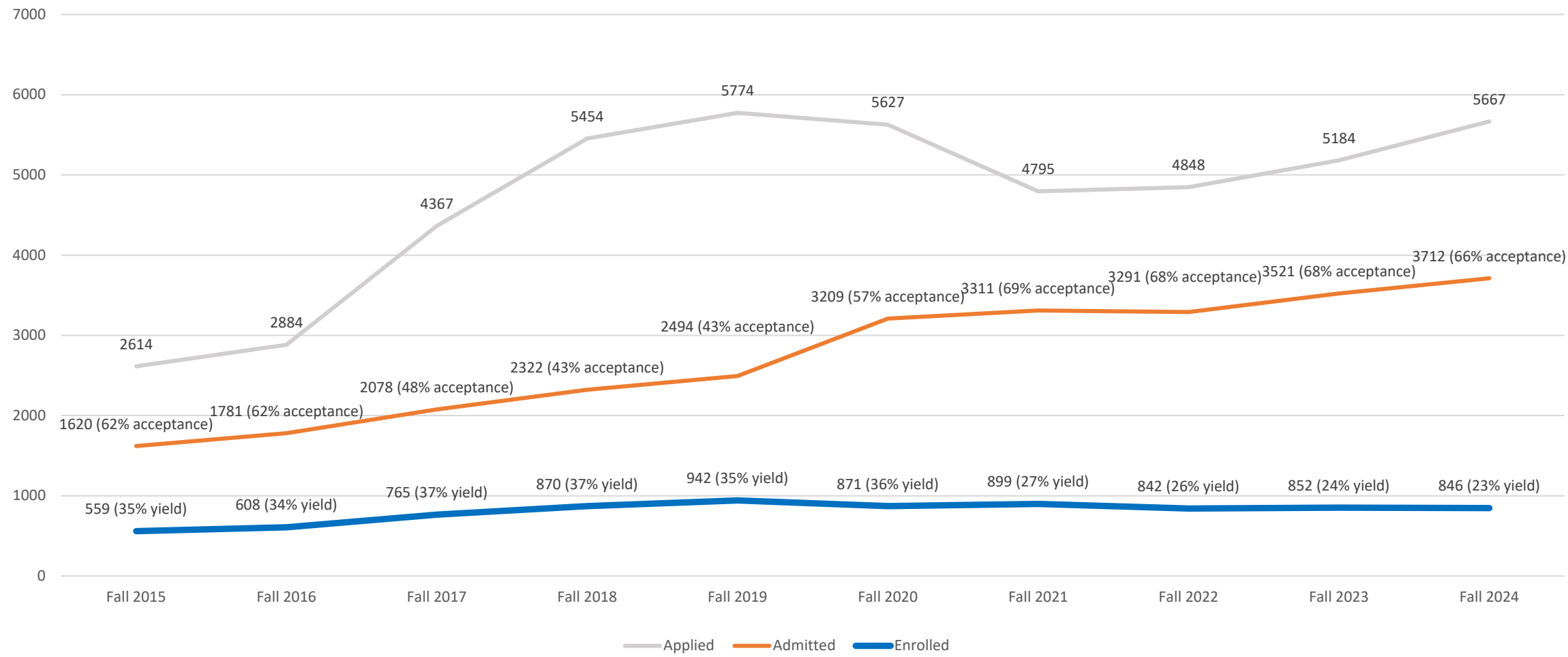
Appendix

Student Enrollment

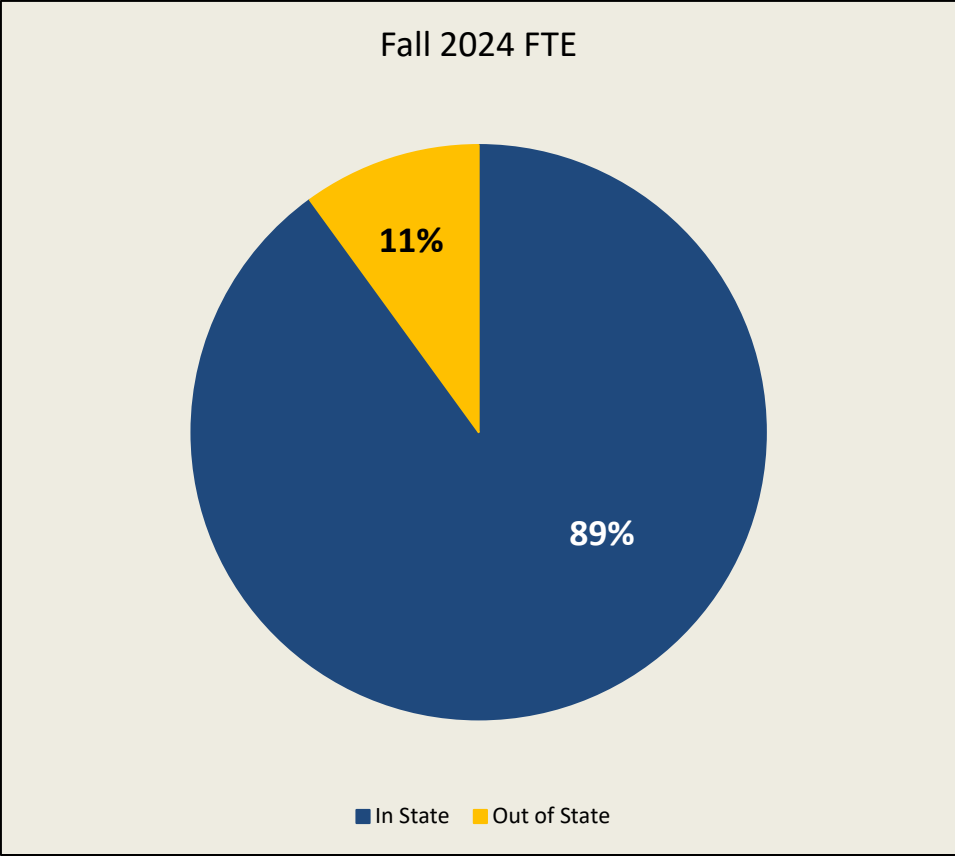
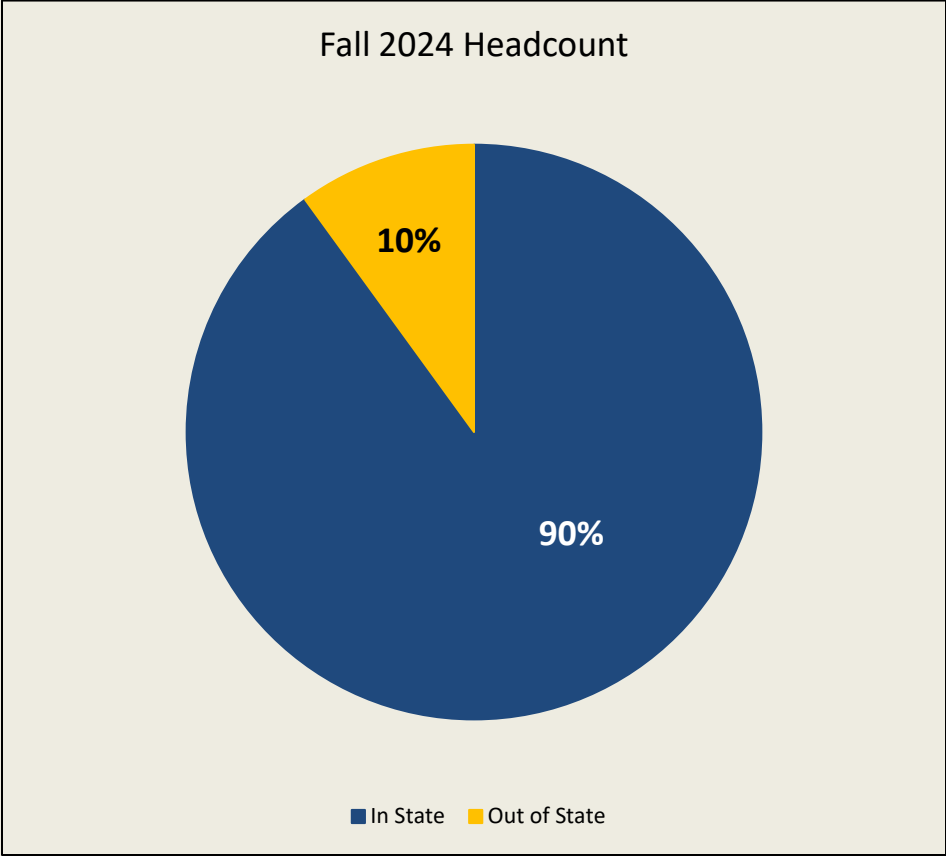
Term	Headcount	Percent Change	FTE	Percent Change
Fall 2015	2,701		2,545	
Fall 2016	2,772	+2.63%	2,635	+3.54%
Fall 2017	2,850	+2.81%	2,757	+4.63%
Fall 2018	3,053	+7.12%	2,882	+4.53%
Fall 2019	3,227	+5.70%	3,079	+6.83%
Fall 2020	3,514	+8.89%	3,356	+9.00%
Fall 2021	3,839	+9.25%	3,531	+5.21%
Fall 2022	4,170	+8.62%	3,686	+4.39%
Fall 2023	4,365	+4.68%	3,767	+2.20%
Fall 2024	4,387	+0.50%	3,777	+0.30%
TOTAL GROWTH		+62.42%		+48.41%

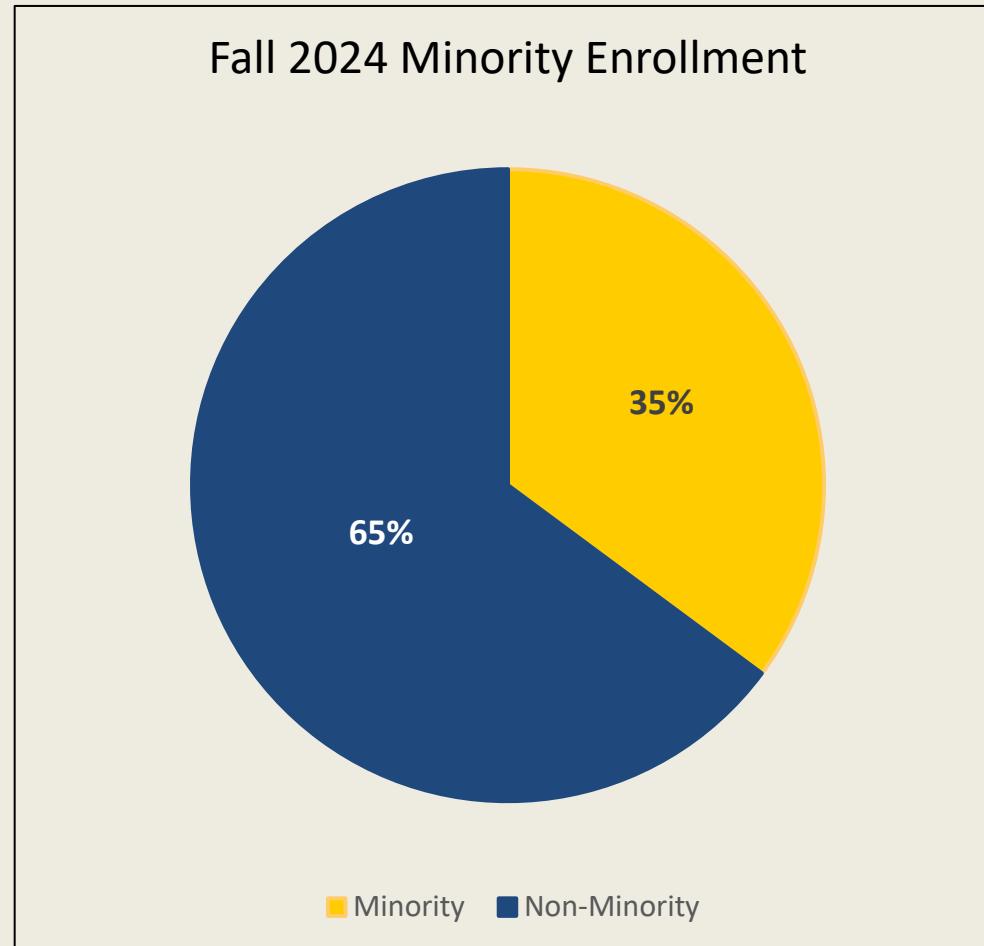
In the past nine years, Lander University has experienced 62.42% growth in headcount and 48.41% growth in FTEs.

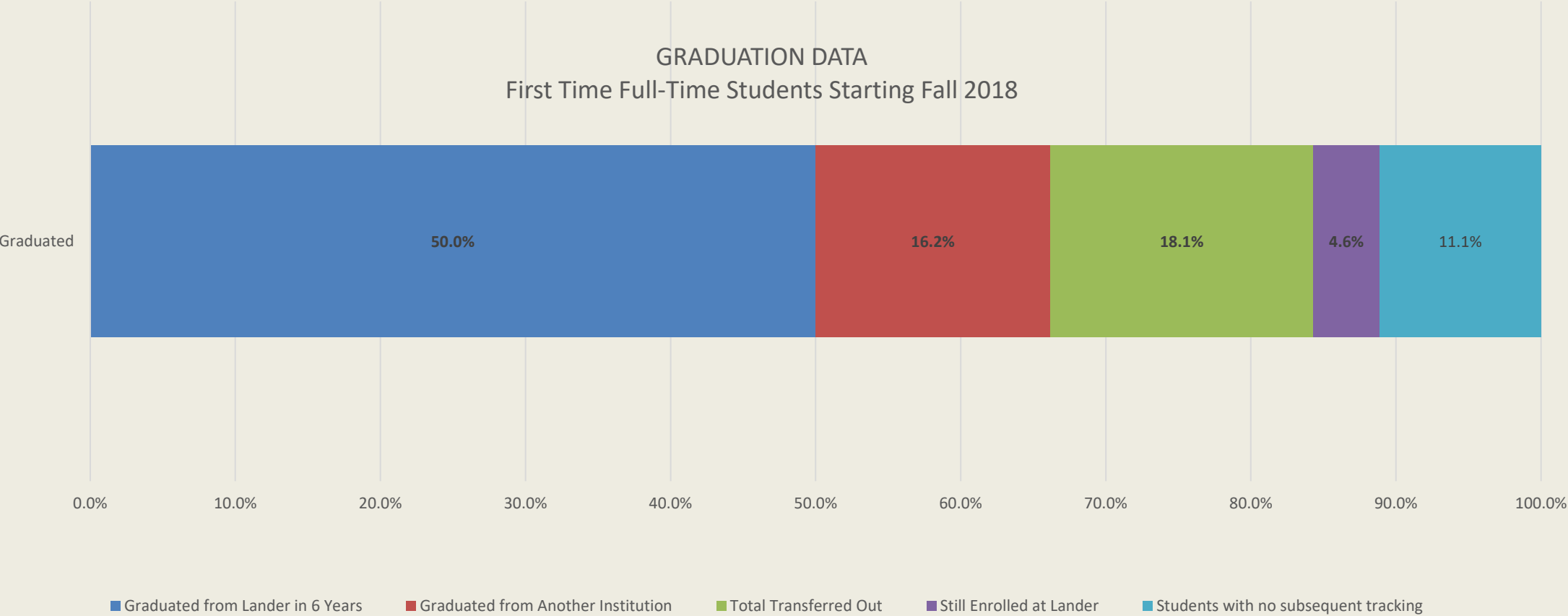
Applied, Admitted, and Enrolled Students



In-State vs. Out-of-State Students

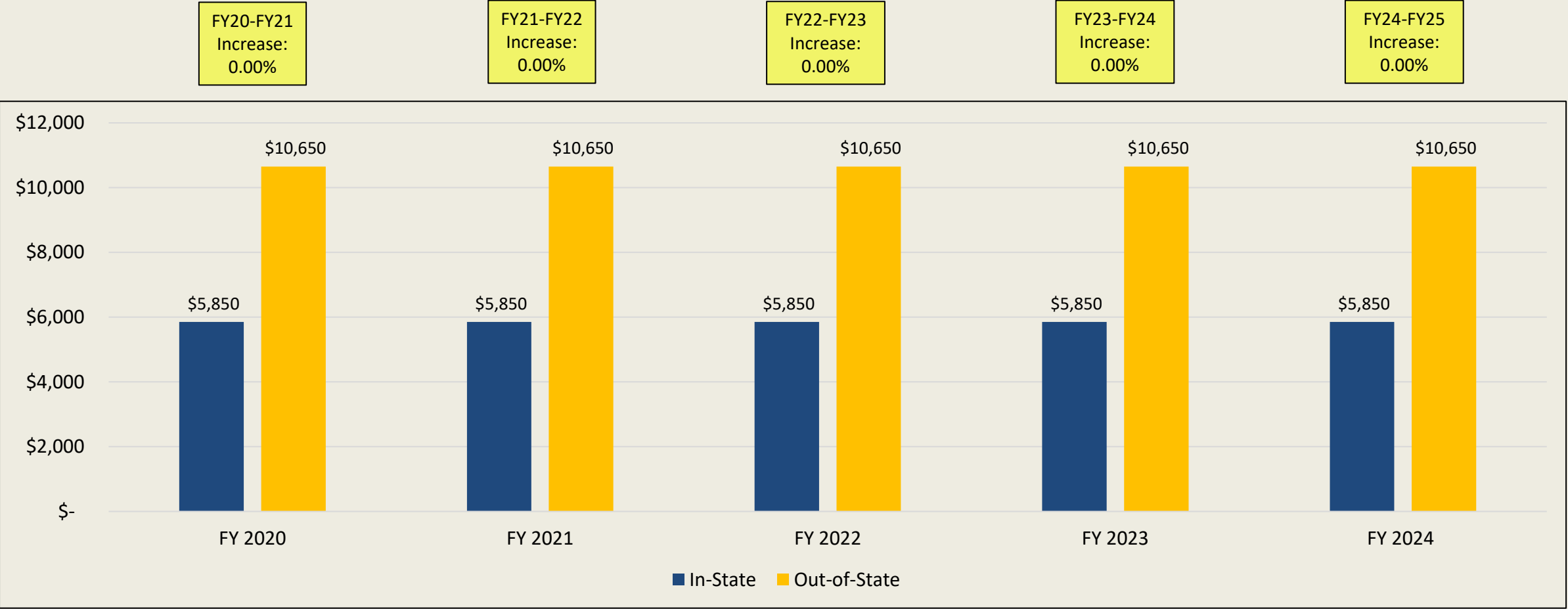






66.2% graduated from Lander University or another institution within six years.

Tuition & Fees per Semester



Lander University is committed to keeping the cost of education as low as possible. Lander University Board of Trustees voted at its December 2024 meeting to freeze tuition and general fees again for FY25-26, the tenth year of the University's tuition freeze!

Tuition & Fees per Semester

2024-2025 Full-Time Undergraduate
Tuition & Fee Schedule
per semester

Full-Time Undergraduate Fees per Semester (12-18 hours):	Resident 90% of Students	Non-Resident 10% of Students
Full-Time Undergraduate Tuition	\$5,350	\$10,150
Student Activities Fee	\$55	\$55
Safety and Security Fee	\$60	\$60
Education and Technology Fee	\$50	\$50
Athletics Fee	\$225	\$225
Health and Counseling Fee	\$40	\$40
Transportation Fee	\$20	\$20
Employment Fee	\$25	\$25
Library Fee	\$15	\$15
Fitness Facility Fee	\$10	\$10
Total Full-Time Undergraduate Tuition and Fees	\$5,850	\$10,650

Tuition & Fees per Semester

2024-2025 Graduate Tuition & Fee Schedule per semester

Graduate Fees per Semester:	Resident	Non-Resident
Graduate Tuition	\$545 per credit hour	\$545 per credit hour
Student Activities Fee	\$0	\$0
Safety and Security Fee	\$0	\$0
Education and Technology Fee	\$0	\$0
Athletics Fee	\$0	\$0
Health and Counseling Fee	\$0	\$0
Transportation Fee	\$0	\$0
Employment Fee	\$0	\$0
Library Fee	\$0	\$0
Fitness Facility Fee	\$0	\$0
Total Full-Time Graduate Tuition and Fees	\$545 per credit hour	\$545 per credit hour

2023-2024 Undergraduate

Federal	Students	Dollars
Pell	1,484	8,479,001
SEOG Grant	196	188,187
Total	1,680	8,667,188
State	Students	Dollars
LIFE Scholarship	1,260	5,970,873
LIFE Scholarship Enhancement	278	677,815
Palmetto Fellows Scholarship	122	861,860
Palmetto Fellows Scholarship Enhancement	48	117,500
HOPE Scholarship	339	833,630
SC Need Based Grant	1,123	3,519,541
National Guard Grant	39	175,062
Total	3,209	12,156,278
Institutional Scholarships & Grants	2,210	13,479,218
Total Scholarships & Grants	3,264	34,302,684

LANDER UNIVERSITY
ANNUAL DEBT SERVICE PAYMENTS
FY 2024-2025

Type of Bond	Debt Incurred	Maturity Date	Payment Date	FY25 Principal Payment	FY25 Interest Payments	Annual Debt Service	Original Principal Amount	Principal Due After FY25 Payments
Series 2013B (State Institution Bond) (New Residence Hall)	12/1/2013	6/30/2029	10/1/2024	1,385,000	180,125	1,565,125	14,125,000	7,980,000
			4/1/2025	-	152,425	152,425		
				1,385,000	332,550	1,717,550		
Series 2016G (State Institution Bond) (2004B & 2005D Bond Refunding)	10/1/2016	6/30/2026	12/1/2024	-	8,550	8,550	8,550,000	430,000
			6/1/2025	425,000	8,550	433,550		
				425,000	17,100	442,100		
				1,810,000	349,650	2,159,650		

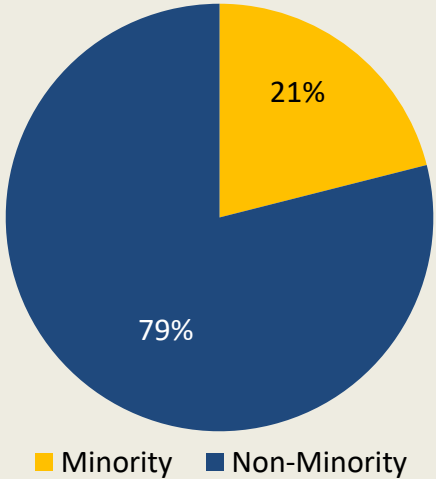
Lander University has 718 employees with a salary expense of \$34,045,538:

- 167 Full-Time Faculty
- 129 Adjunct Faculty
- 303 Full-Time Staff
- 66 Temporary Staff
- 53 Graduate Assistants

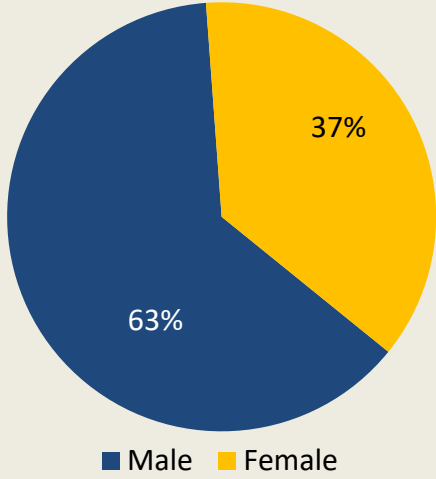
718 Employees

	Authorized FTE	Vacant FTE
State FTEs	173.70	0.00
Other FTEs	327.21	52.58
Federal FTEs	0.00	0.00
Total FTEs	500.91	52.58

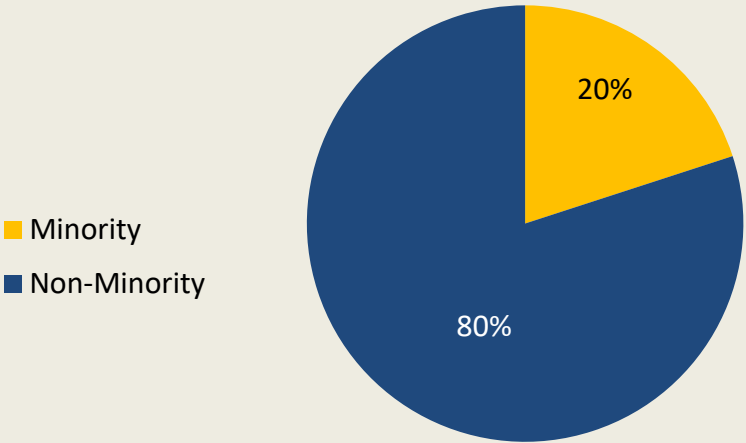
Senior Administration by Ethnicity



Senior Administration by Gender



All Faculty & Staff by Ethnicity



4% Tuition Waivers & Abatements

Undergraduate

		2020-2021			2021-2022			2022-2023			2023-2024		
Name of Program	Level	Students	R	NR	Students	R	NR	Students	R	NR	Students	R	NR
4% Waivers	Freshmen	344	316	28	507	446	61	370	326	44	301	257	44
	Sophomore	287	250	37	384	346	38	412	363	49	383	327	56
	Junior	246	223	23	269	234	35	405	371	34	366	305	61
	Senior	275	239	36	261	238	23	416	356	60	442	393	49
	Other	0	0	0	0	0	0	0	0	0	0	0	0
	Total	1,152	1,028	124	1,421	1,264	157	1,603	1,416	187	1,492	1,282	210
Full Abatement	Freshmen	48	0	48	75	0	75	56	0	56	26	0	26
	Sophomore	72	0	72	59	0	59	51	0	51	63	0	63
	Junior	48	0	48	63	0	63	54	0	54	57	0	57
	Senior	54	0	54	35	0	35	73	0	73	64	0	64
	Other	0	0	0	0	0	0	0	0	0	0	0	0
	Total	222	0	222	232	0	232	234	0	234	210	0	210
Partial Abatement	Freshmen	33	0	33	70	0	70	51	0	51	59	0	59
	Sophomore	9	0	9	20	0	20	41	0	41	27	0	27
	Junior	3	0	3	7	0	7	21	0	21	23	0	23
	Senior	16	0	16	13	0	13	22	0	22	24	0	24
	Other	1	0	1	0	0	0	0	0	0	0	0	0
	Total	62	0	62	110	0	110	135	0	135	133	0	133

R = Resident

NR = Non-Resident

4% Tuition Waivers & Abatements



1) Calculation Method Used to Determine the Abatement Amount Awarded to Students:

For this item, please report your institutional policies used in awarding students abatements/waivers under each of the three sections of SC Code of Laws 59-112-70.

Report policies pursuant to 59-112-70 (A)

Students who receive the minimum scholarship required to generate an abatement (\$250/term) are granted an abatement for a portion of their out-of-state charges for that term up to 100%. Students attending summer school are automatically granted an abatement if they received a scholarship the prior spring term.

Report policies pursuant to 59-112-70(B)

Students who qualify for an abatement under a “Sister State” agreement are granted an abatement for 100% of their out-of-state fees.

Report policies pursuant to 59-112-70(C)

Students who attend Lander under a tuition exchange agreement do not pay fees to Lander and therefore, there are no fees to abate.

2) Report Total Number of Students Who Received Education Fee Waivers pursuant to SC Code of Laws 59-101-620 which applies to Undergraduate Students.

Total Unduplicated Student Count, Academic Year 2023-24	1,642
--	-------

Capital Projects

Project	Project No.	Active/Non-Active	Account Balance	Revenue Source
Nursing Critical Care Center	9543	Active	\$4,313,366 \$4,000,000	1. Appropriated State Funds – Proviso 118.18 2. FY23-24 Capital Reserve Fund
Information Technology Security		Active	\$2,862,822	FY23-24 Capital Reserve Fund
Library Information Commons	9562	Active	\$7,774,912	FY22-23 Capital Reserve Fund
Grad School/Online Academic Bldg Repair	9561	Active	\$1,944,888	FY21-22 Capital Reserve Fund
Campus Paving Repair & Replace	9569	Active	70,072	FY21-22 Capital Reserve Fund
Learning Center Controls Upgrade	9567	Active	105,887	FY21-22 Capital Reserve Fund

Project	Available Balance
Jackson Library Repurposing	\$5,910,000
Modernization and Update to Elevators	\$2,275,258
Intramural Field Renovation	\$1,500,000
Science Building Hood Replacement	\$465,518
Science Building Chiller Replacement	\$443,000
Genesis Testing & Exterior Renovations	\$107,580
TOTAL	\$10,701,356

- The University defines critical maintenance as maintenance items relating to facilities necessary to maintain full utility of the facilities which have been postponed due to a lack of funding or other contributing factors.
- The University has a critical maintenance plan. Under this plan, the University has been addressing the most critical issues as time and funding permit. The critical maintenance funds appropriated by the General Assembly have been essential in addressing these needs.
- Current critical maintenance projects include repurposing the library, modernization and update of elevators, Science Building hood and chiller replacement, critical building systems and controls, building upfits and updating, and site improvements.
- It would cost \$12,119,000 to get University Education & General facilities to an 80% condition.

GRANT RECIPIENTS -
SOUTH CAROLINA INSTITUTE FOR THE PREVENTION OF
SEXUAL VIOLENCE ON COLLEGE CAMPUSES



South Carolina Higher Education Tuition Grants Commission

Budget Request 2025-26

House Ways & Means

Higher Education Subcommittee

South Carolina Higher Education Tuition Grants Commission

Agency Attendees:

Katie Harrison, Executive Director

katie@sctuitiongrants.org; (803) 896-1121

Zachary Christian, Deputy Director

zachary@sctuitiongrants.org; (803) 896-1122

Kira Demery, Fiscal Operations Coordinator

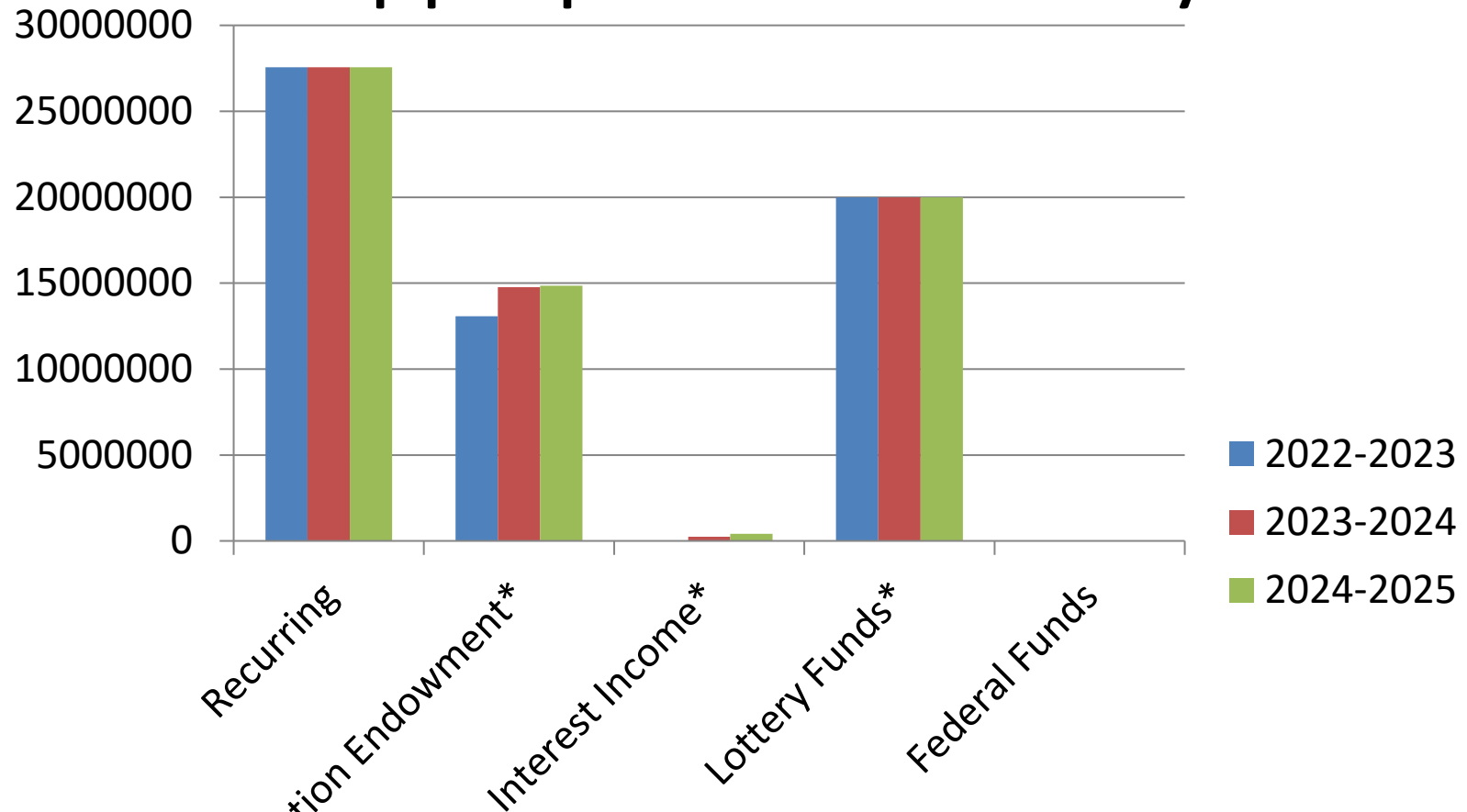
kira@sctuitiongrants.org; (803) 896-1124

South Carolina Tuition Grants

- The South Carolina Tuition Grants Program was created to help educate our South Carolina citizens by making the cost of attending in-state independent colleges more affordable, thereby gaining maximum usage from all available educational facilities located in South Carolina. The Tuition Grants Program also helps preserve the dual system of education in South Carolina and saves the state tax dollars (estimated at over \$955 million since Program creation) by attracting South Carolina residents into the independent college sector, thereby saving the automatic state tax subsidy that goes to all students attending South Carolina's public colleges regardless of the financial need of the family.

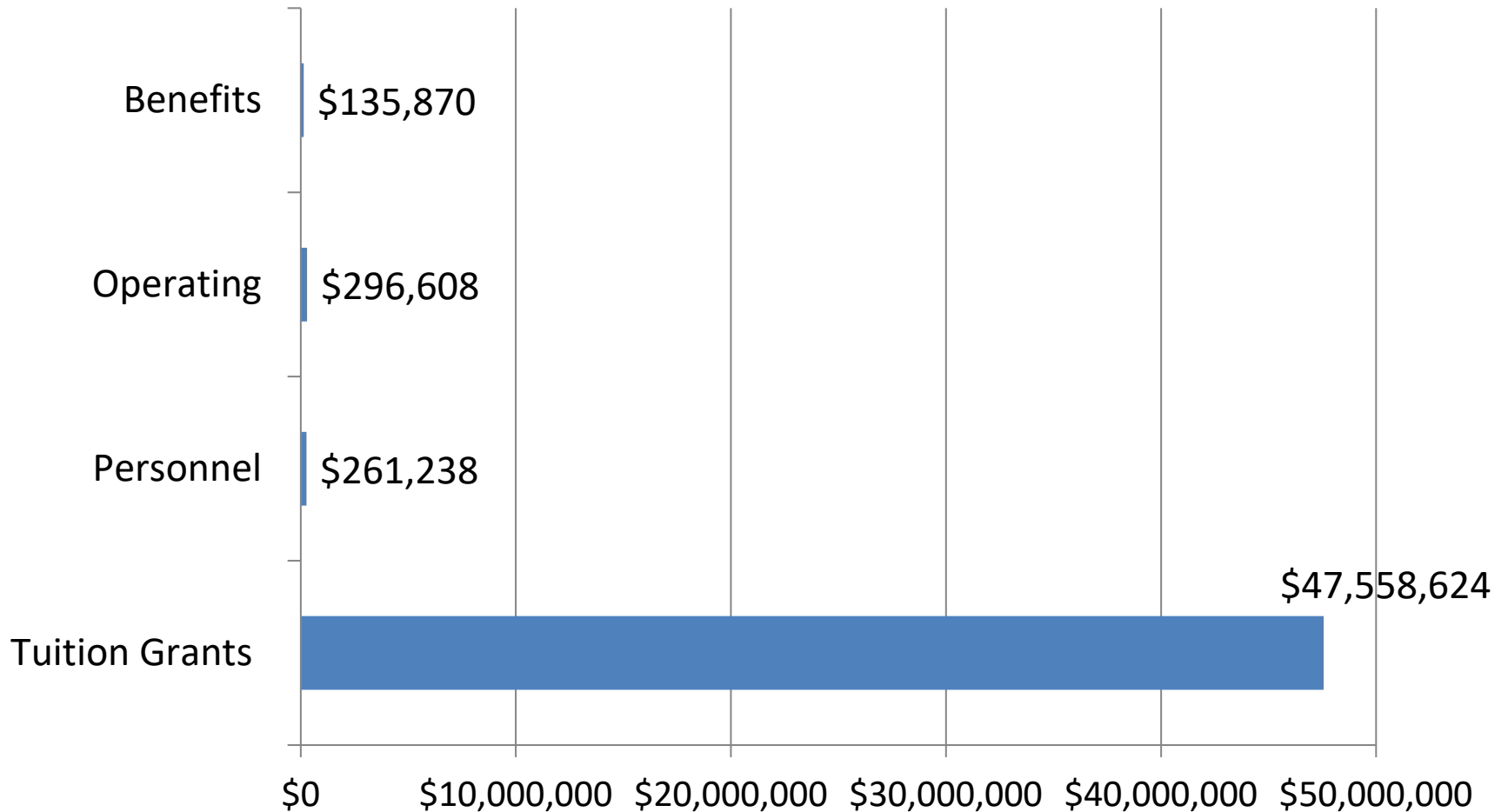
The mission of the South Carolina Higher Education Tuition Grants Commission is to provide access and opportunity for more South Carolinians to pursue a postsecondary education by providing need-based tuition grants to students who choose to attend an independent college or university.

Tuition Grants Program 3-Year Appropriations History



* Authority to Spend limits apply

Current Funding FY 24-25



FY 24-25 Updates

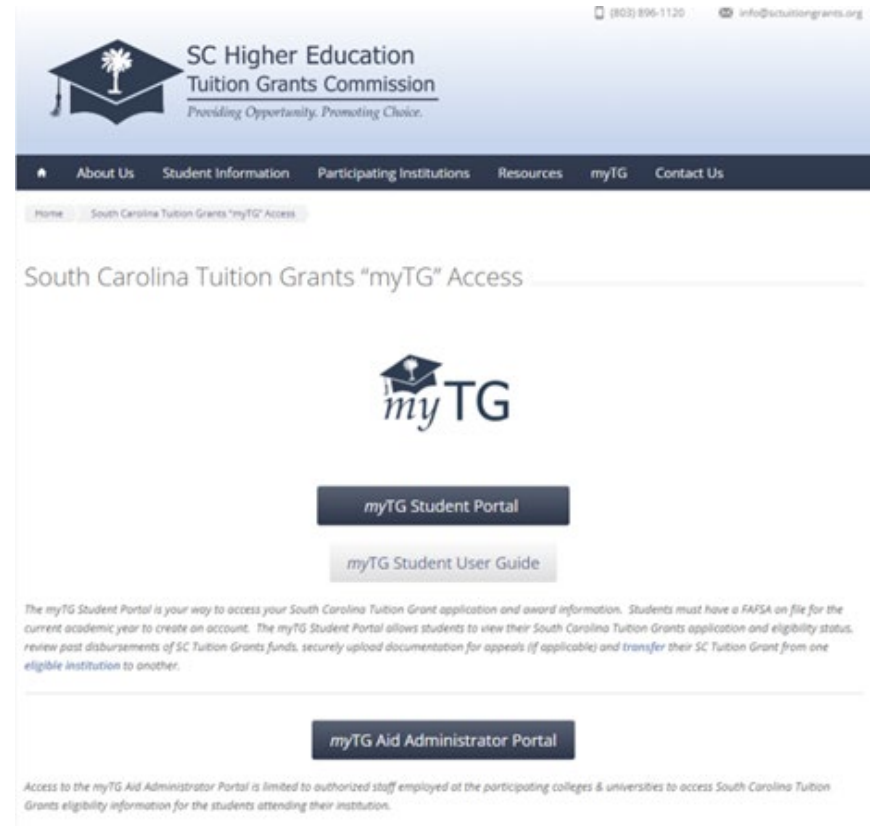
- The continuation of recent investments in need-based student aid by the Governor and the General Assembly has allowed the value of the Maximum Tuition Grant to remain at \$4,800 for the 2024-2025 academic year, the largest maximum grant in Program history.
- Changes implemented in 2023-2024 allowed the Commission to disburse Tuition Grant funds to an additional 473 students last year, expanding access and eligibility to deserving students. These changes included simplification of the criteria for eligible non-traditional programs, allowing more adult learners to qualify for the Tuition Grant.
- Effective with the 2024-2025 academic year, the Commission also voted to extend the annual application deadline from June 30th to August 1st, in addition to providing two additional months for students to submit all required eligibility documentation to their institutions, extending the eligibility deadline from November 15th (Fall term) to January 15th (Spring term)

FY 24-25 Updates

- Effective with the 2024-25 academic year, the Commission voted to allow students who begin their program of study or transfer to an eligible institution in the spring term to be considered for a Tuition Grant; previously, students must have been enrolled in an eligible institution and receiving the grant in the Fall to continue receiving it in the Spring. This previous limitation prohibited mid-year transfer students and early high school graduates from being eligible to receive the Tuition Grant during their first semester of enrollment.
- The Commission also recently voted to update initial freshman academic requirements, removing four different criterion to allow for students who have obtained a high school diploma or its equivalent and who are admitted as a degree-seeking student based on the college's admissions requirements to be deemed academically meritorious.

FY 24-25 Updates

- Effective with the full and successful implementation of the Commission's new student information system, the Commission has further streamlined the process to allow students to transfer their Tuition Grant between eligible colleges and universities through a new secure myTG Student Portal Account. Through this process, once a student submits a grant transfer request, their eligibility is automatically recalculated based on their new chosen college, which the student can view instantly. All other forms continue to be available online in digital format, ensuring students can easily complete and submit necessary information to our agency.

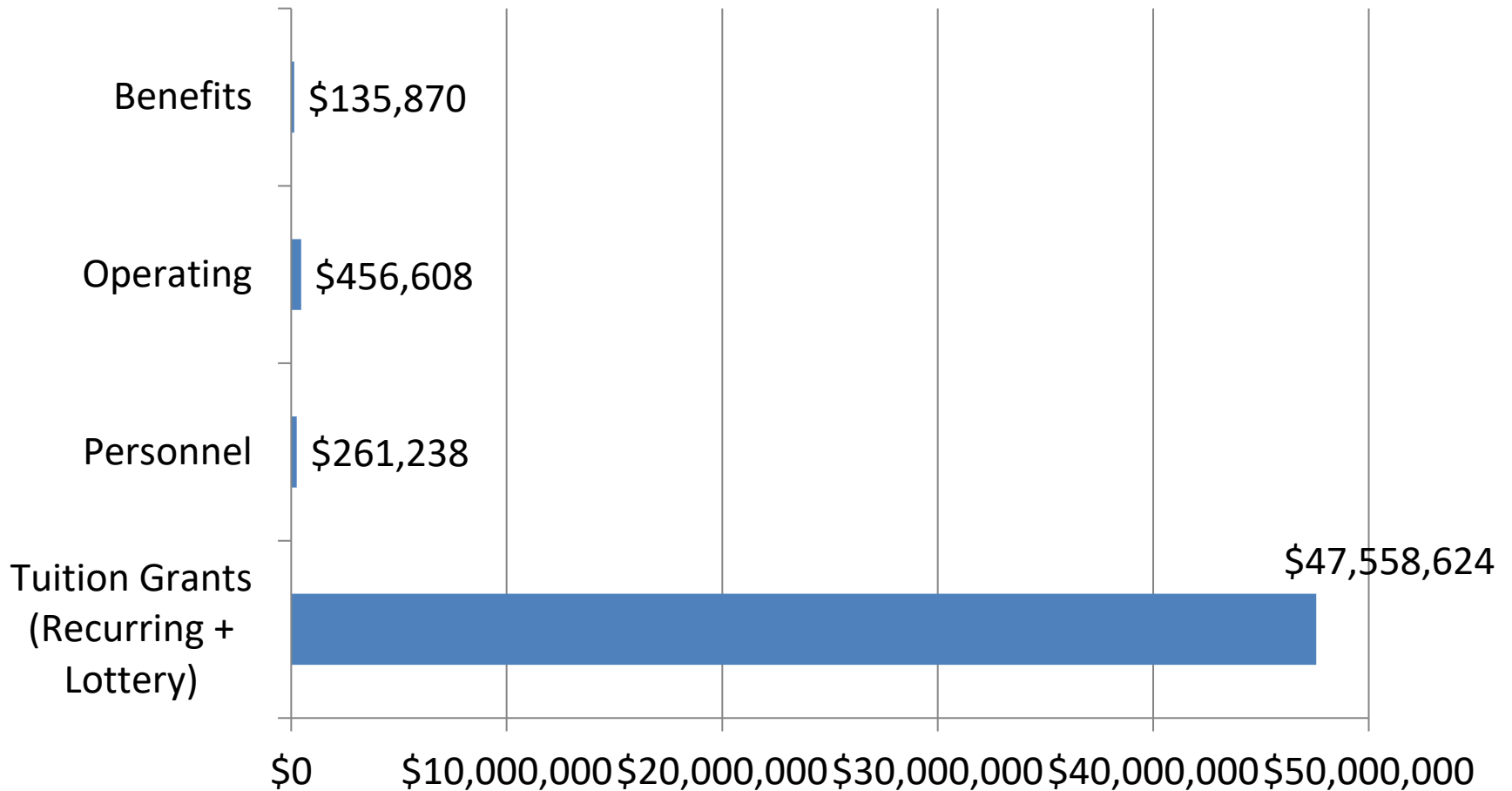


Coming Soon

- FAFSA Completion Portal – In partnership with the SC Department of Education and the SC Commission on Higher Education, the Tuition Grants Commission plans to roll out a statewide FAFSA Completion Portal through myTG for the graduating Class of 2025. The system has been recently completed and will be tested this month, with rollout to high schools occurring by March.

FAFSA Completion Data AAA High School				
Academic Year 2025 - 2026				
Export to Excel Close				
Last Name	First Name	Date of Birth	Zip Code	FAFSA Status
Abel	Mary	01/07/2006	01234	Complete
Clark	Susan	07/14/2006	22345	Complete
Jones	Laura	10/28/2005	12256	Missing Signature
Martin	Doug	03/30/2006	01234	Complete
Washington	James	09/04/2005	12256	Not Found
Young	Sarah	03/13/2006	01234	Complete

Budget Request FY 25-26



Recurring Appropriations Request

FY 25-26

- \$10,000,000: Student Grants (Move from Lottery to recurring)
 - No new or additional funds being requested
 - Agency is requesting consideration of moving the recent increase of \$10 million from Lottery to General Fund, if possible, to provide a more stable source of funding and to provide the opportunity to better plan for future disbursements and eligibility changes allowing more students to benefit under the Program
 - If funds are unable to be moved from Lottery to General Fund, please continue level funding of \$20 million through Lottery allocations to maintain the recent increase in need-based aid programs

Recurring Appropriations Request

FY 25-26

- \$160,000: Student Information System Annual Fees
 - New recurring (operating) funds request
 - Base funds were provided for the development of the myTG system and the first few years of operating expenses in previous budget cycles, and the system was successfully built and deployed during FY23. This funding request for FY26 will allow the agency to pay the annual maintenance and licensing fees for the continued use of the system, which has greatly increased the efficiency of the administration of the Tuition Grants Program, in addition to providing a high level of enhanced security of South Carolina residents' sensitive personal data housed by the agency.

Other Funds Appropriations Request

FY 25-26

- \$14,000,000: Increased Authority to Spend (Other Funds)
 - No new or additional funds being requested
 - The Tuition Grants Commission is requesting an increase in "Authority to Spend" for funds it receives annually through Other Funds Sources (i.e., Interest Earned, Lottery Allocations, and Children's Endowment Fund). The current Spending Authority is \$16,000,000 for these sources combined. With the recent increases in need-based funding authorized by the General Assembly, the amount of funds allocated to the Tuition Grant Program through these funding sources have increased drastically. The agency is requesting the increase in Authority to be able to spend more of these funds during the appropriate fiscal years and to prevent excessive carryforward of Other Funds.

Non-Recurring/Capital Request

FY 25-26

- No Non-Recurring Requests
- No Capital Requests

Proviso Request

FY 25-26

- No Proviso Changes Requested

Other/Federal Fund Request

FY 25-26

- No Other/Federal Fund Requests

FTEs

- The Commission currently has:
- 5 authorized State FTEs, 1 vacant FTE
- 0 authorized Federal FTEs
- 0 authorized Other Funded FTEs
- 5 Total FTEs
- There are no requests for additional FTEs.

Additional Information

Eligible Colleges

All Based in South Carolina by Statute (59-113-50)

- ✦ Allen University
- ✦ Anderson University
- ✦ Benedict College
- ✦ Bob Jones University
- ✦ Charleston Southern University
- ✦ Claflin University
- ✦ Clinton College
- ✦ Coker University
- ✦ Columbia College
- ✦ Columbia International University
- ✦ Converse University
- ✦ Erskine College
- ✦ Furman University
- ✦ Limestone University
- ✦ Morris College
- ✦ Newberry College
- ✦ North Greenville University
- ✦ Presbyterian College
- ✦ Southern Wesleyan University
- ✦ Spartanburg Methodist College
- ✦ Voorhees University
- ✦ Wofford College

Five Year Grant History

- 2024-2025 – ~12,860 Recipients
Max. Grant - \$4,800; Average Grant ~\$4,600
- 2023-2024 – ~12,473 Recipients
Max. Grant - \$4,800; Average Grant - \$4,391
- 2022-2023 – 12,036 Recipients
Max. Grant - \$4,500; Average Grant - \$4,142
- 2021-2022 – 11,262 Recipients
Max. Grant - \$4,390; Average Grant - \$3,952
- 2020-2021 – 12,202 Recipients
Max. Grant - \$3,600; Average Grant - \$3,258

15- Year Maximum Grant History

2024-2025 -- \$4,800
2023-2024 -- \$4,800
2022-2023 -- \$4,500
2021-2022 -- \$4,390
2020-2021 -- \$3,600
2019-2020 -- \$3,500
2018-2019 -- \$3,300
2017-2018 -- \$3,200
2016-2017 -- \$3,200
2015-2016 -- \$3,100
2014-2015 -- \$3,000
2013-2014 -- \$2,900
2012-2013 -- \$2,800
2011-2012 -- \$2,600
2010-2011 -- \$2,600

The Statutory Maximum Grant for the Tuition Grant may not exceed the average state appropriation for each FTE in the state-supported institutions of higher learning with four-year undergraduate degree programs in the previous year.

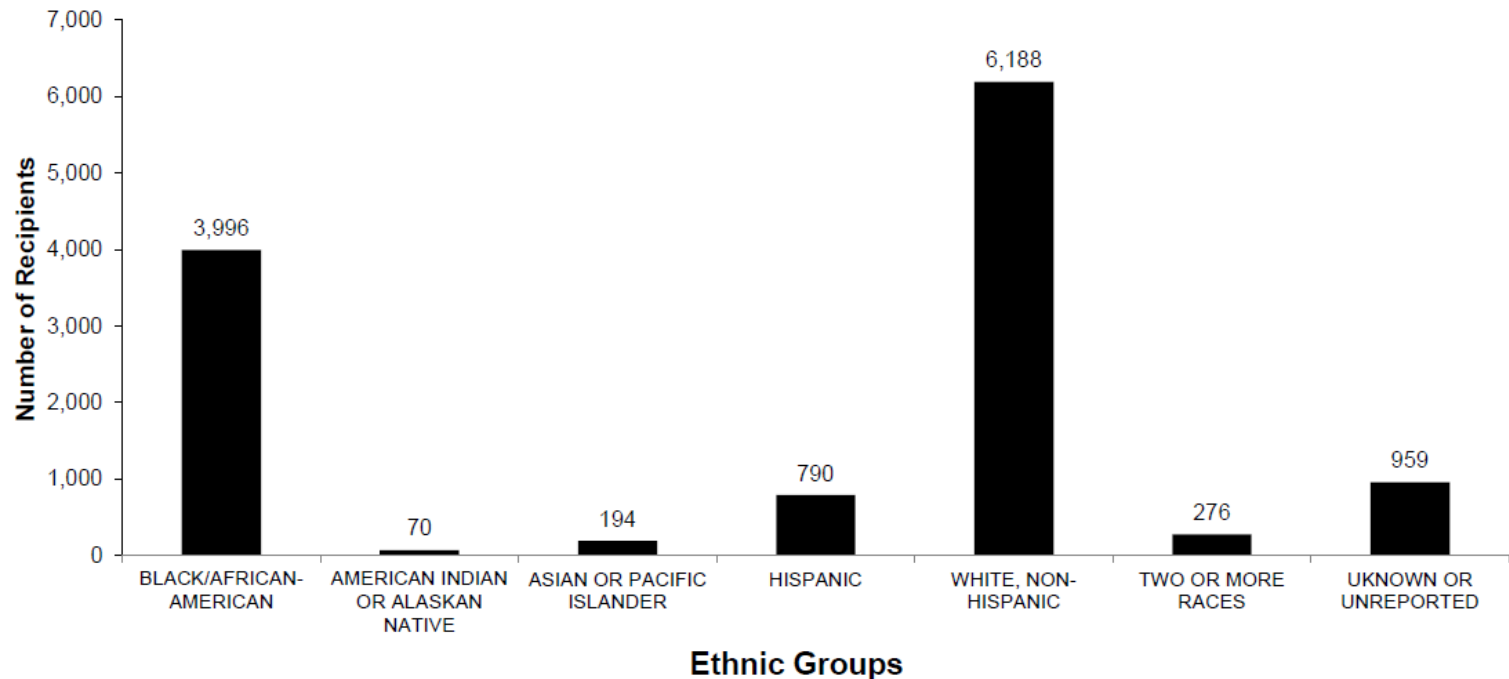
For the most recent academic year, the average state appropriation for these FTE students was \$7,529.

2023-2024 Recipients By College

<u>College Attended</u>	<u>Recipients</u>	<u>Tuition Grants</u>
• Allen University	144	\$646,379
• Anderson University	1,562	\$7,100,533
• Benedict College	548	\$2,430,226
• Bob Jones University	463	\$2,037,686
• Charleston Southern University	1,279	\$5,651,169
• Claflin University	1,106	\$4,884,639
• Clinton College	85	\$364,800
• Coker University	367	\$1,628,096
• Columbia College	538	\$2,315,920
• Columbia International University	248	\$1,111,580
• Converse University	445	\$2,035,201
• Erskine College	423	\$1,860,468
• Furman University	462	\$2,026,476
• Limestone University	600	\$2,536,834
• Morris College	183	\$718,488
• Newberry College	837	\$3,676,868
• North Greenville University	926	\$4,122,490
• Presbyterian College	390	\$1,772,020
• Southern Wesleyan University	328	\$1,437,231
• Spartanburg Methodist College	724	\$3,122,303
• Voorhees College	122	\$505,920
• Wofford College	686	\$3,192,473
TOTALS:	12,473	\$55,204,200

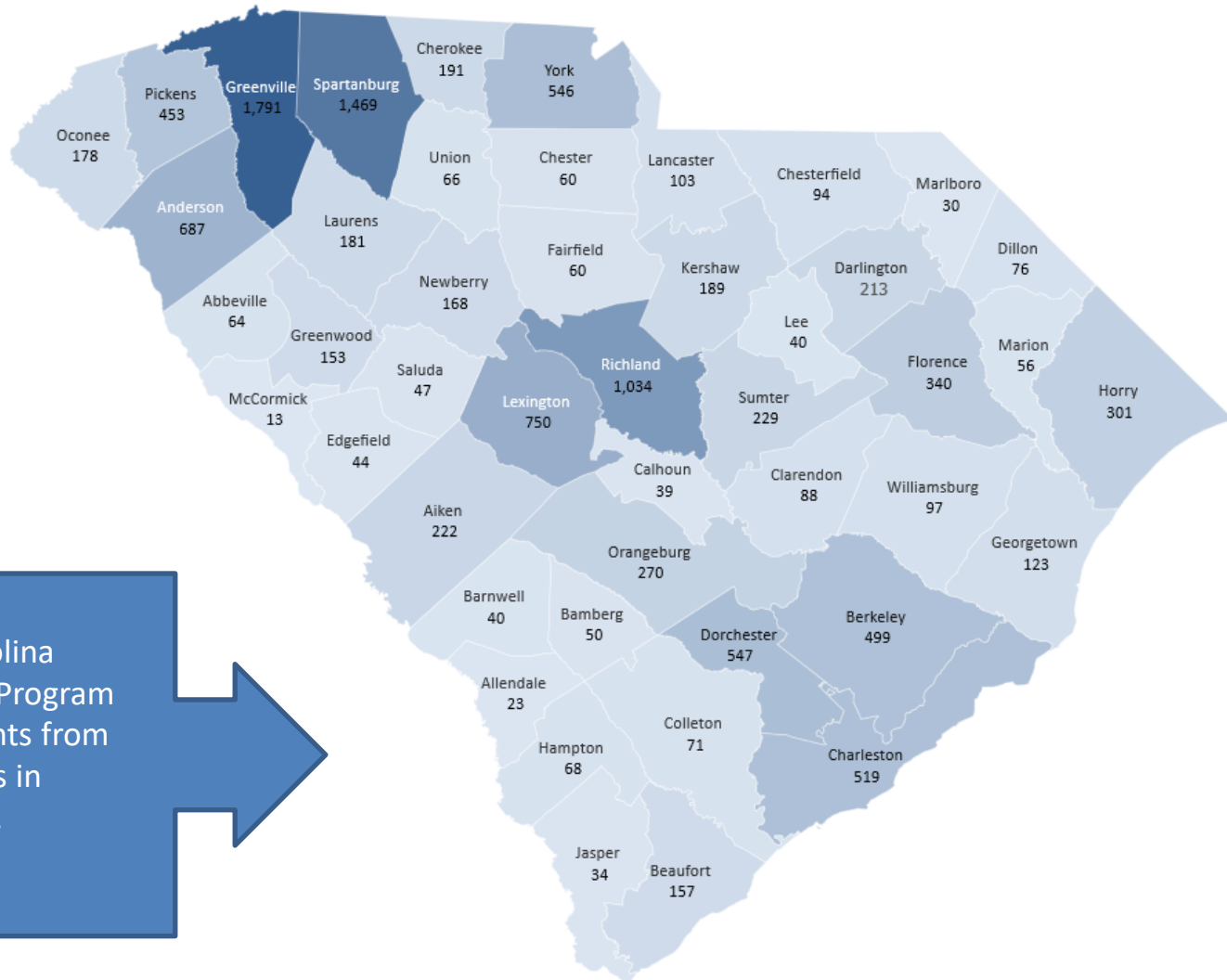
2023-2024 Student Demographics: Recipients by Ethnic Group

**SOUTH CAROLINA TUITION GRANTS RECIPIENTS BY ETHNIC GROUP
2023-2024**



Just under forty-three percent (42.7%) of South Carolina Tuition Grants recipients, whose racial status could be determined, were minority students. African American students represented over thirty-two percent (32.04%) of all recipients.

2023-2024 Student Demographics: Recipients by County



The South Carolina
Tuition Grants Program
benefits students from
ALL 46 counties in
South Carolina.

Additional Information

- Independent colleges in South Carolina have a combined enrollment of over 36,000 students annually and graduate over 22% of the state's Bachelor's degree recipients
- Over 16% of South Carolina's full-time undergraduate students are enrolled at our state's independent colleges
- At private institutions throughout the country, there is no difference in tuition for in-state or out-of-state students; On average, tuition and fees at South Carolina's independent colleges has risen just 3% over the last three years; Tuition and fees at South Carolina's independent colleges are approximately 30% less than the national average for private, non-profit colleges and universities.

South Carolina Tuition Grants

- SC Tuition Grants Program was established in 1970 with over 511,000 student grants awarded since then.
- In the current academic year, nearly 12,700 students, attending 22 eligible South Carolina independent colleges, are receiving a South Carolina Tuition Grant.
- By Statute, all recipients are South Carolina Residents.
- SC Tuition Grants are grants, not scholarships, and require financial need to qualify; By statute, a measure of academic merit is also required to qualify.
- Tuition Grants are awarded directly to eligible South Carolina students and can only be used to assist in paying their tuition. No funds are provided directly to colleges for.



Budget Hearing

**House Ways & Means - Higher Education & Technical College Subcommittee
FY 2025-26**



Agency Attendees

Dr. Fred Carter, President

Mr. Darryl Bridges, Executive VP

Mr. Graham Tew, Legislative Liaison

Affordable, High-Quality Education

- Francis Marion University has maintained affordable tuition for **7 consecutive years without an increase**, ensuring access to high-quality education.
- With **79% of students receiving financial aid** and over **1,200 scholarships awarded each year**, FMU remains committed to supporting student success and minimizing financial burdens.
- Comprehensive student support services, including the CASA Academic Center, Writing Center, and Career Center, ensure students are prepared for academic and professional success.
- FMU delivers exceptional education with a **12:1 student-faculty ratio** and **90% of faculty holding terminal degrees**.
- The university offers over **75 majors and programs**, including newly established fields such as **Criminal Justice BA/BS** and **Doctor of Occupational Therapy**. Upcoming programs like **Physician Assistant Studies** and **Forestry** will further align FMU with evolving workforce demands and regional economic priorities.

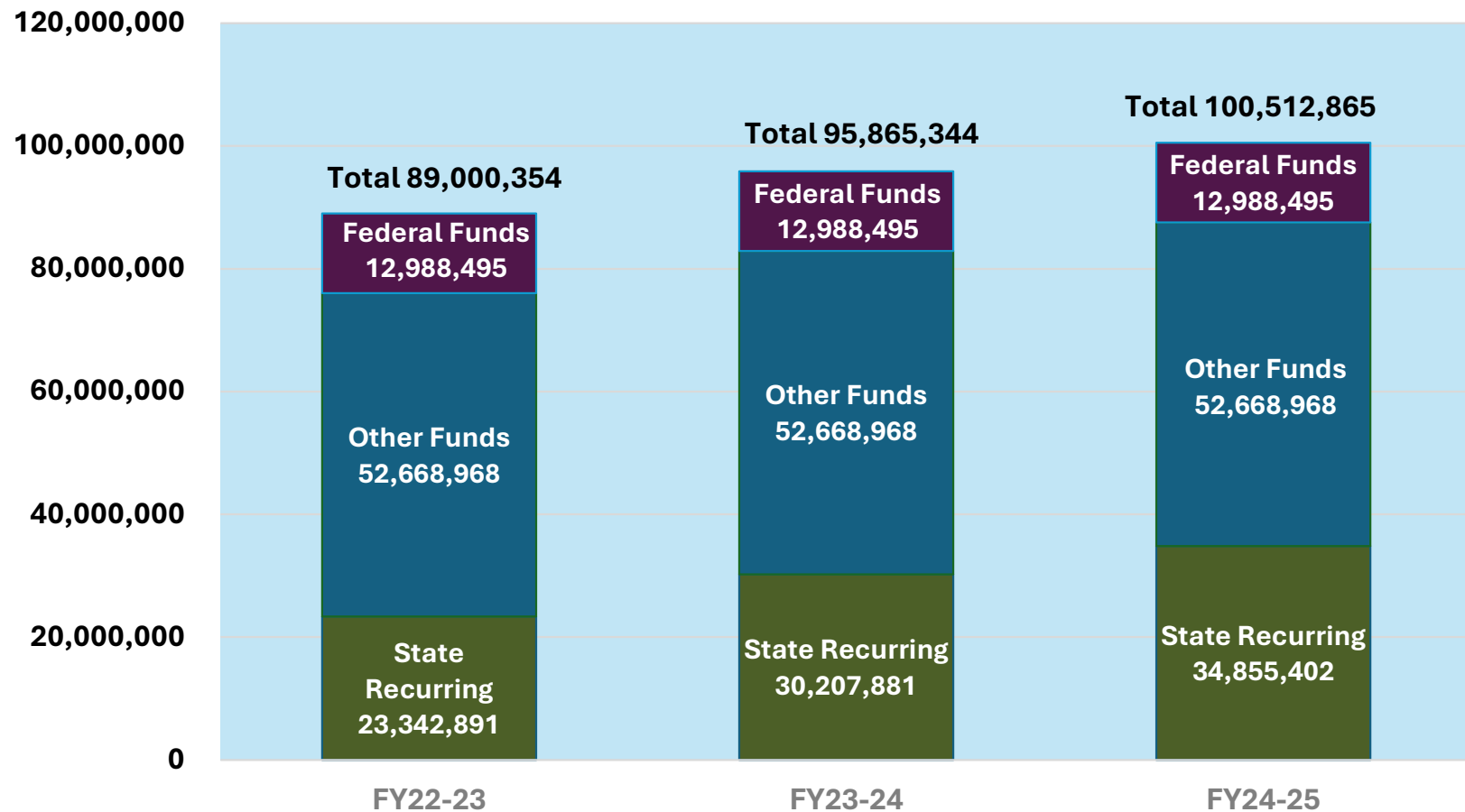
Students & Alumni

- FMU enrolls **4,112 students, representing 28 states and 33 countries**, with a significant **93% in-state enrollment**.
- The student body reflects diversity and opportunity with **50% minority enrollment**, **67% female students**, and **33% first-generation** college attendees who benefit from FMU's supportive and inclusive environment.
- FMU boasts a thriving alumni community of over **26,000 graduates**, with **80% (20,996) residing in South Carolina**. These alumni make significant contributions to the state's workforce, economy, and communities, showcasing the university's long-term impact on regional success.

Impactful Programs

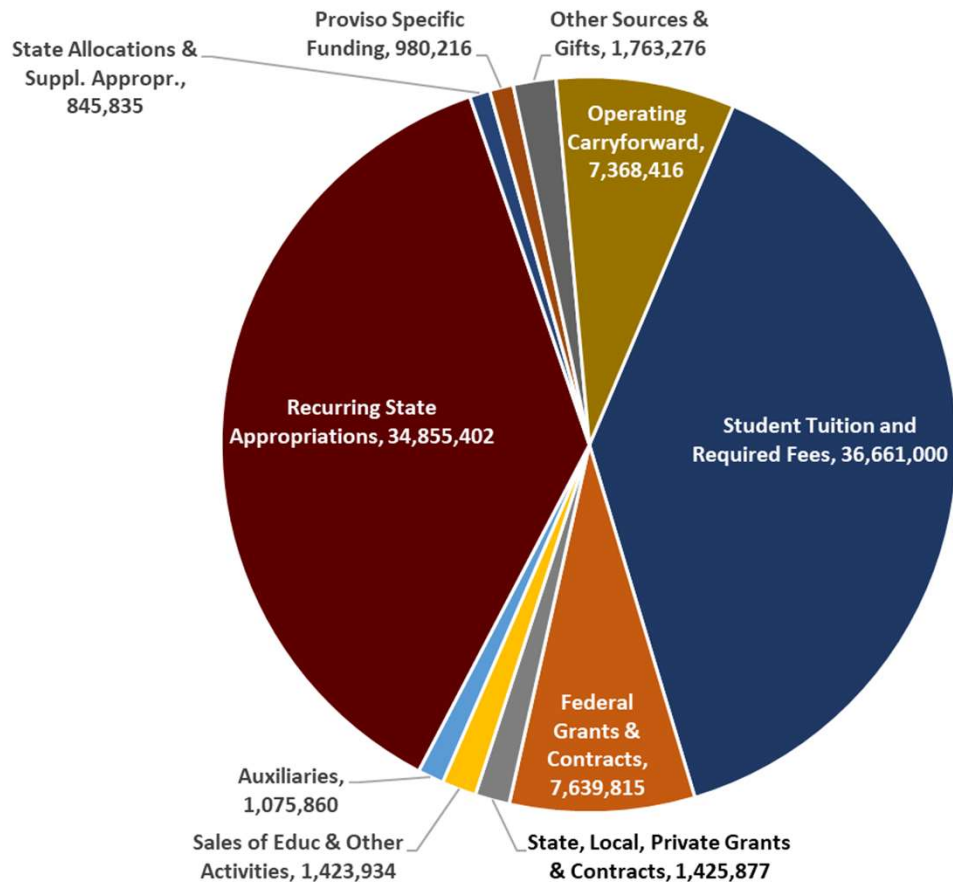
- FMU continues to meet workforce needs through programs in Nursing, Industrial Engineering, and Health Sciences, while fostering development through initiatives like Dual Credit Programs and Small Business Incubators in the Pee Dee region.
- FMU graduates play a critical role in advancing South Carolina's economy, with programs strategically aligned to vital sectors such as healthcare, education, and business.
- Strong partnerships, including regional consortiums, enhance medical education, nursing, and health sciences, contributing to the state's workforce and regional development.

Appropriations History



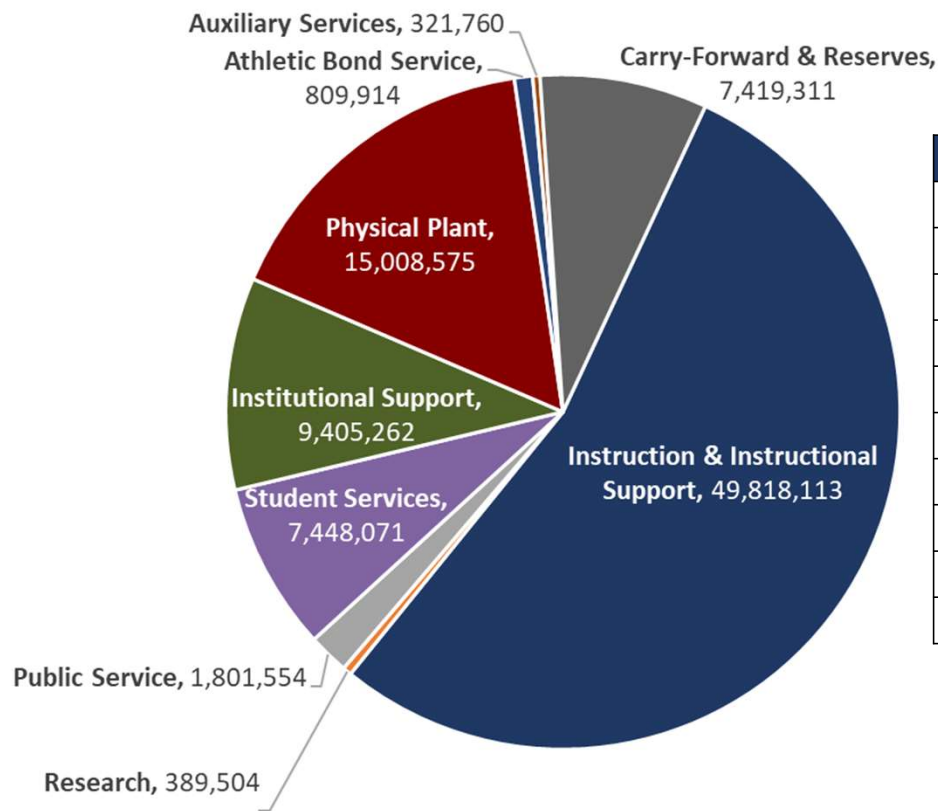
Note: In addition to the appropriations above, FMU has received \$350,000 each year through an annual proviso for the Center of Excellence to Prepare Teachers of Poverty. Annual allocations for pay plan, retirement, and health insurance are included in subsequent year appropriation totals. Capital appropriations are not included.

FY 25 Projected Current Revenue



Current Revenues	FY 25 Budget	
Student Tuition and Required Fees	36,661,000	39%
Federal Grants & Contracts	7,639,815	8%
State, Local, Private Grants & Contracts	1,425,877	2%
Sales of Educ & Other Activities	1,423,934	2%
Auxiliaries	1,075,860	1%
Recurring State Appropriations	34,855,402	37%
State Allocations & Suppl. Appropri.	845,835	1%
Proviso Specific Funding	980,216	1%
Other Sources & Gifts	1,763,276	2%
Operating Carryforward	7,368,416	8%
Total	94,039,631	

FY 25 Projected Current Expenses



Current Revenues	FY 25 Budget	
Instruction & Instructional Support	49,818,113	54%
Research	389,504	0%
Public Service	1,801,554	2%
Student Services	7,448,071	8%
Institutional Support	9,405,262	10%
Physical Plant	15,008,575	16%
Athletic Bond Service	809,914	1%
Auxiliary Services	321,760	0%
Carry-Forward & Reserves	7,419,311	8%
Total	92,422,065	

Priority 1: Recurring Request

Tuition Mitigation Funding

Request:	\$4,122,000
-----------------	--------------------

- FMU is requesting **\$4,122,000** in tuition mitigation funding under Proviso 117.187 for Fiscal Year 2026 to maintain affordable in-state undergraduate education without increasing required tuition or fees.
- Projected rising operational costs for salaries, benefits, utilities, and infrastructure maintenance drive this funding request.
- This support ensures FMU can continue providing essential services without adding financial burdens to students.
- **93%** of FMU students are South Carolina residents, many of whom are first-generation college attendees. This funding is crucial for maintaining accessibility, especially for economically disadvantaged students.



Priority 2: Capital Budget Request

Hyman Fine Arts Center Building Renovation

Request:	\$7,500,000
-----------------	--------------------

- The Hyman Fine Arts Center has been a cornerstone of the university's cultural and artistic endeavors since 1980.
- This facility accommodates the Art, Art Education, Theatre, and Graphic Design instructional programs, offering faculty offices, classrooms, studios, shops, galleries, and performance spaces.
- The University is committed to preserving and enhancing this vital building.

FMU requests funding for essential upgrades to include:

Modernization of Performance Spaces: Upgrading the theatre, music hall, and studios with state-of-the-art lighting, sound, and multimedia systems to support contemporary artistic performances and exhibitions.

Facility Upgrades: Renovating classrooms, studios, and galleries to improve functionality and adaptability for diverse artistic disciplines.

Life Safety and Compliance: Ensuring the buildings meet current fire, electrical, and accessibility standards.

Infrastructure Enhancements: Replacing outdated mechanical systems to improve energy efficiency, air quality, and climate control throughout the building.

These improvements are crucial for maintaining the Fine Arts Center's role as a premier facility for the arts and education in the Pee Dee Region and ensuring it continues to inspire creativity and innovation for future generations.



Priority 3: Capital Budget Request

Leatherman Science Facility/ McNair Science Building Renovation

Request:	\$2,000,000 (\$7,000,000 received in 2024-25)
-----------------	---

Last year, FMU was awarded **\$7 million** of a **\$9 million** request for essential renovations on the Robert E. McNair Science Building and the Hugh K. Leatherman Sr. Science Facility, which have served our natural sciences programs since 1972 and 1994, respectively. These facilities house critical departments such as Biology, Chemistry, Physics, Mathematics, and advanced research labs.

For the upcoming year, the University is requesting the remaining **\$2 million** to complete funding for these necessary upgrades. This funding will support:

- **Mechanical System Replacements:** Enhancing energy efficiency, air quality, and climate control by upgrading outdated systems.
- **Life Safety and Compliance:** Bringing the buildings up to modern fire, electrical, and accessibility standards.
- **Classroom Modernization:** Refreshing classrooms with new furniture, collaboration technology, and features that support current teaching methods.

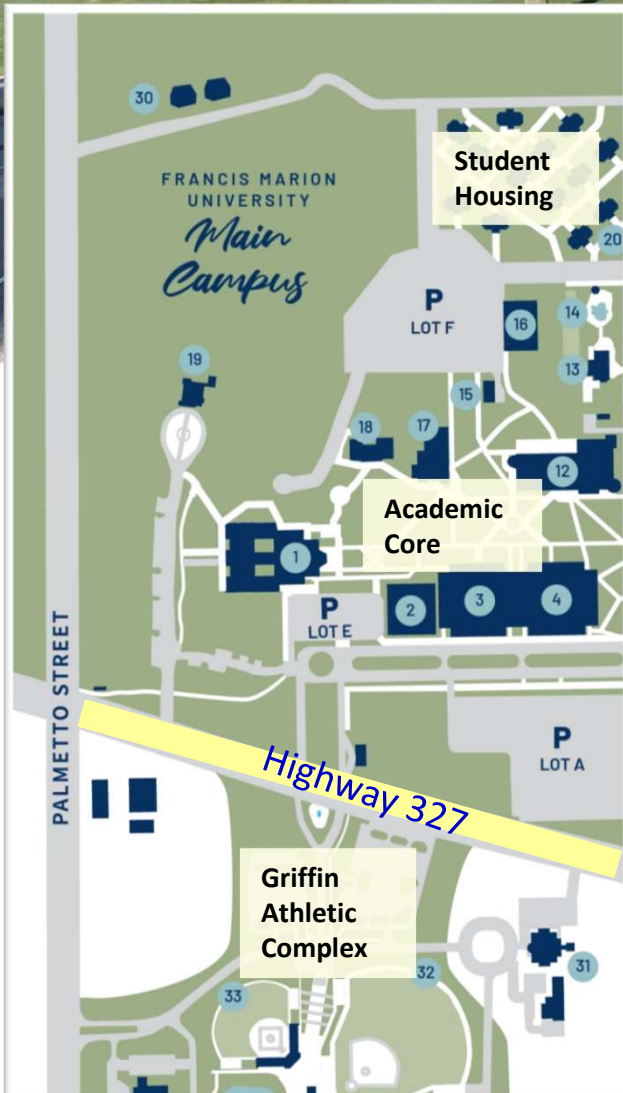
These enhancements are vital for extending the lifespan of these facilities and ensuring they remain at the forefront of scientific education.



Priority 4: Non-Recurring Budget Request

Highway 327 Crosswalks Project

Request: **\$750,000**



- FMU seeks **\$750,000** in non-recurring funds to construct two pedestrian crosswalks across Highway 327, a busy four-lane road that divides the main campus.
- These crosswalks will improve safety for students, staff, and visitors who cross the highway to access key campus facilities, including the Griffin Athletic Complex, Baptist Collegiate Ministry, and upcoming facilities including the Pee Dee Regional SLED office and the FMU Forestry & Environmental Science Building.
- Foot traffic across this road has significantly increased due to campus expansion on both sides of the highway, elevating the need for safe crossings.
- Each crosswalk will feature flashing lights and high-visibility markings to alert drivers and enhance pedestrian safety, particularly during peak traffic times. The South Carolina Department of Transportation (SCDOT) will manage the project, overseeing engineering, contracting, and construction.
- Without these crosswalks, safety risks will persist, increasing the likelihood of pedestrian accidents and potential liability for the University.

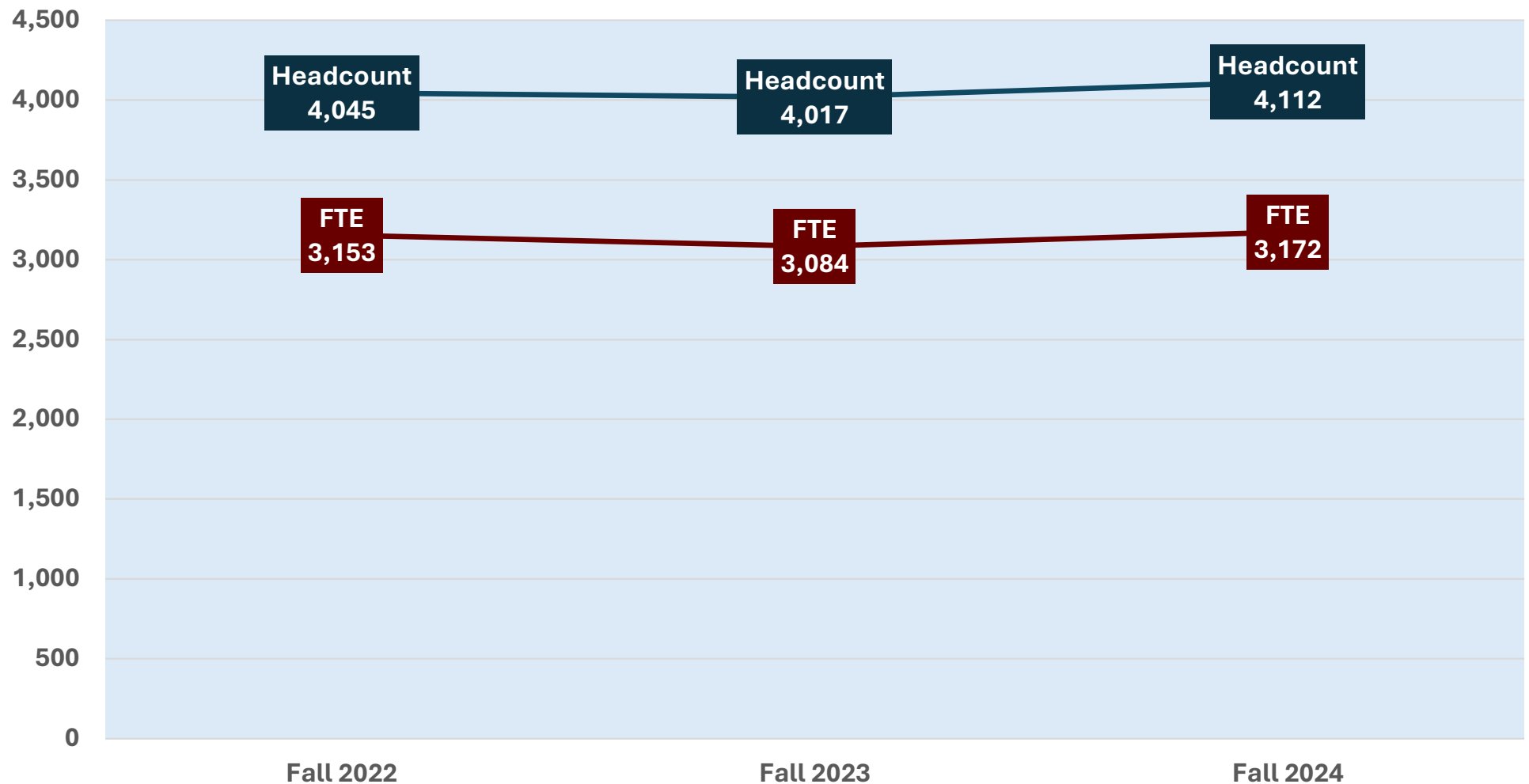
Provisos

Proviso #	Disposition	Purpose & Justification
1A.32	Keep	<p>FMU Center of Excellence for Teachers of Children of Poverty</p> <ul style="list-style-type: none">• This proviso provides an allocation of \$350K to the FMU Center of Excellence for Teachers of Children of Poverty to equip educators who teach children from low-income families.• This funding is of particularly significance for the Pee Dee region, where K-12 educators are far more likely to teach students living in poverty.• Through the targeted development of teachers in schools with high rates of poverty, the University's objective is to elevate the academic achievements of marginalized students in the Pee Dee area and beyond.

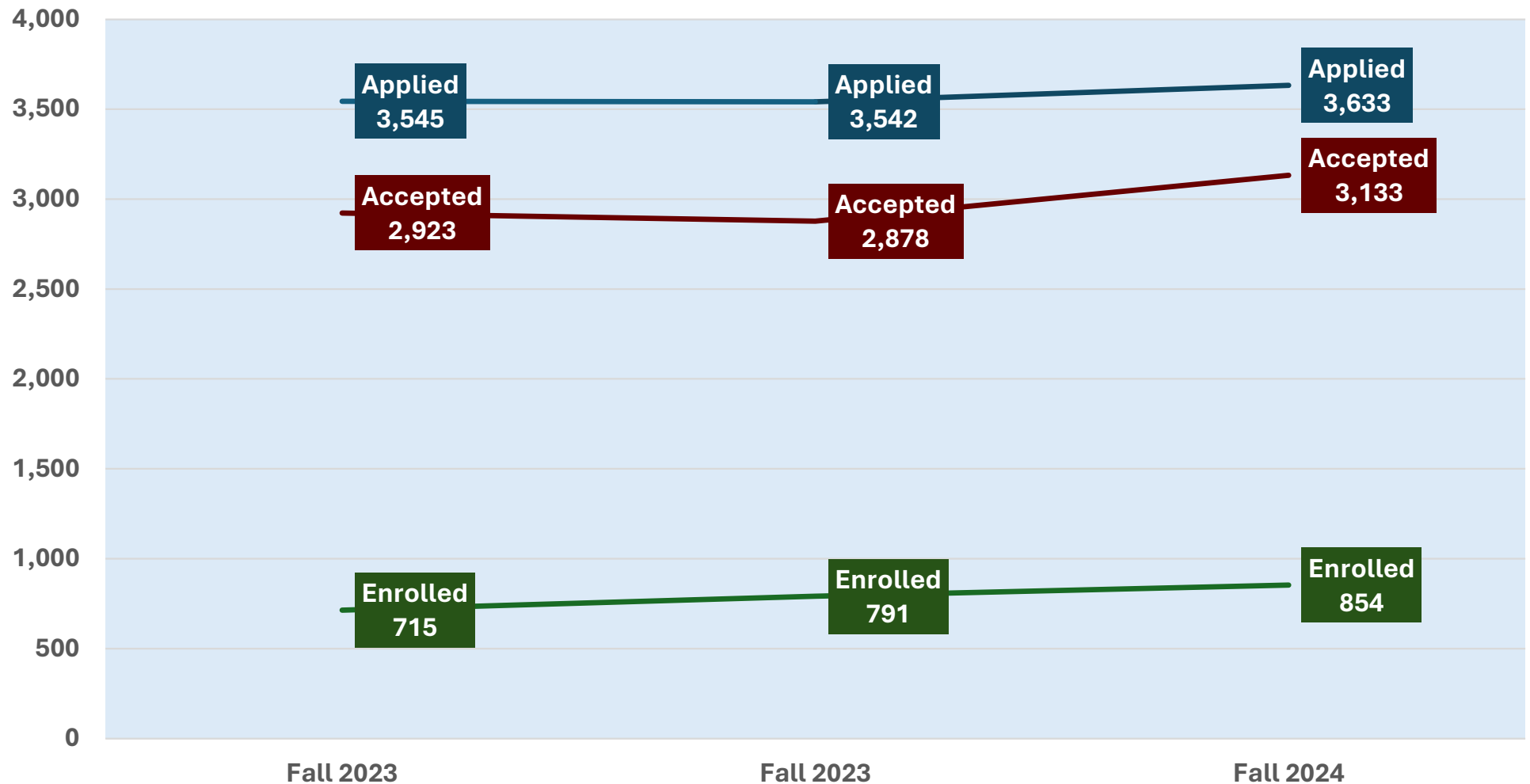
Appendix



Student Enrollment

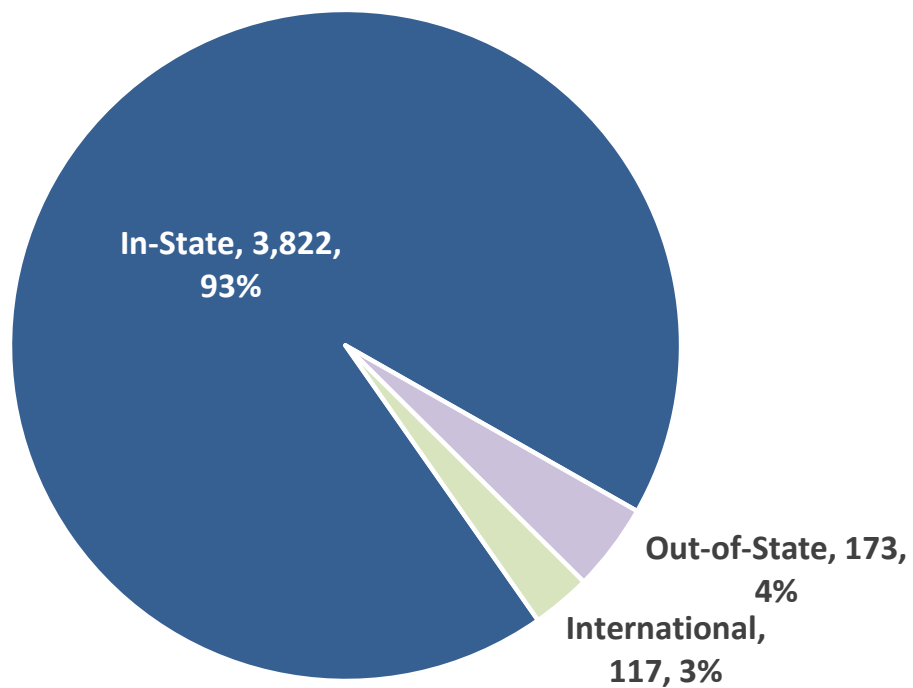


New Students – Applied, Accepted, & Enrolled

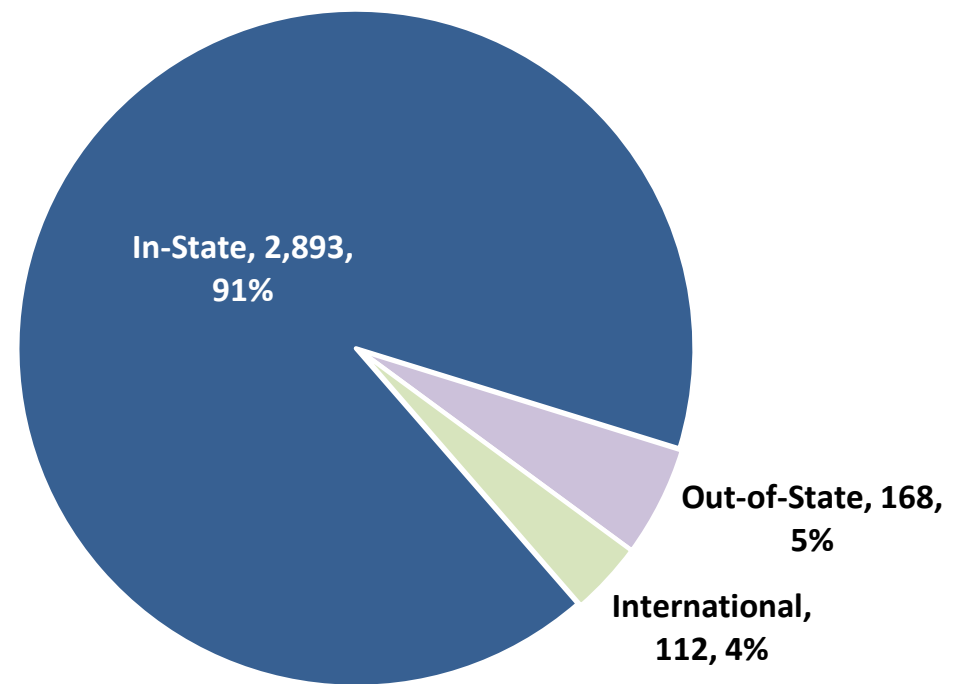


Student Enrollment

Headcount

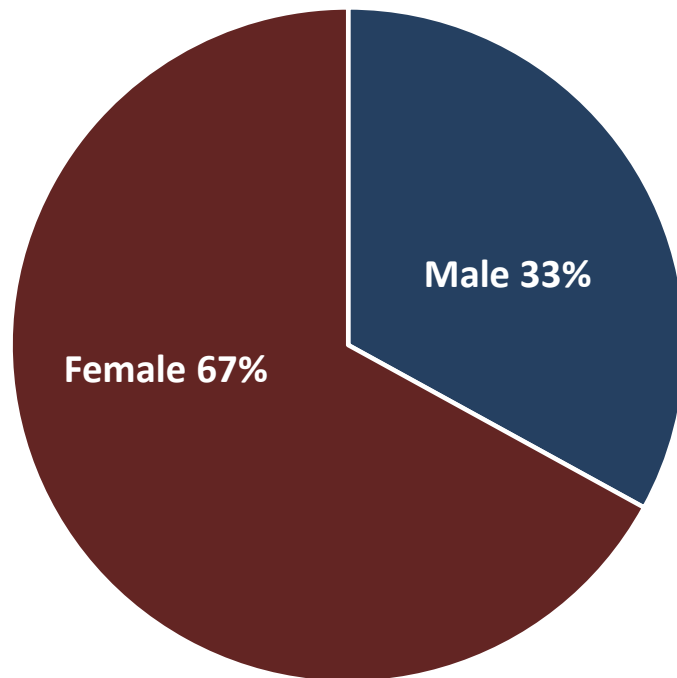


FTE

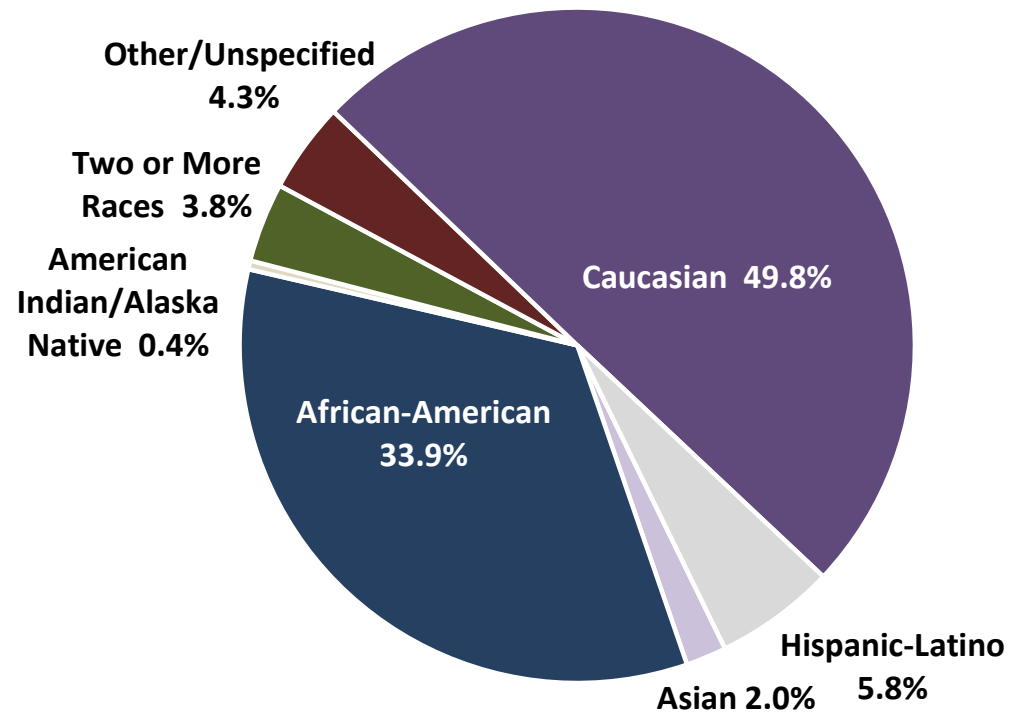


Student Demographics

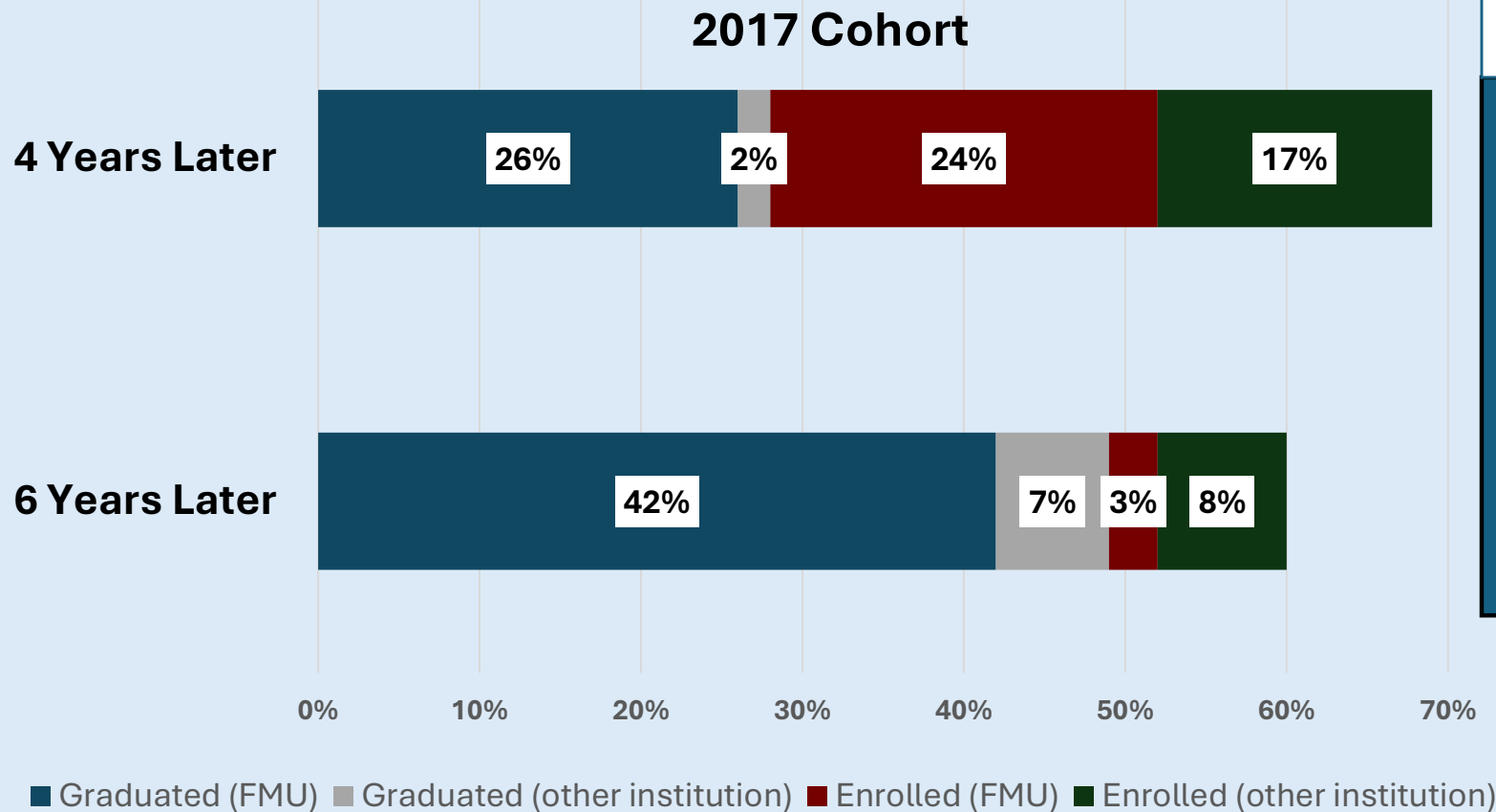
Gender



Race or Ethnicity



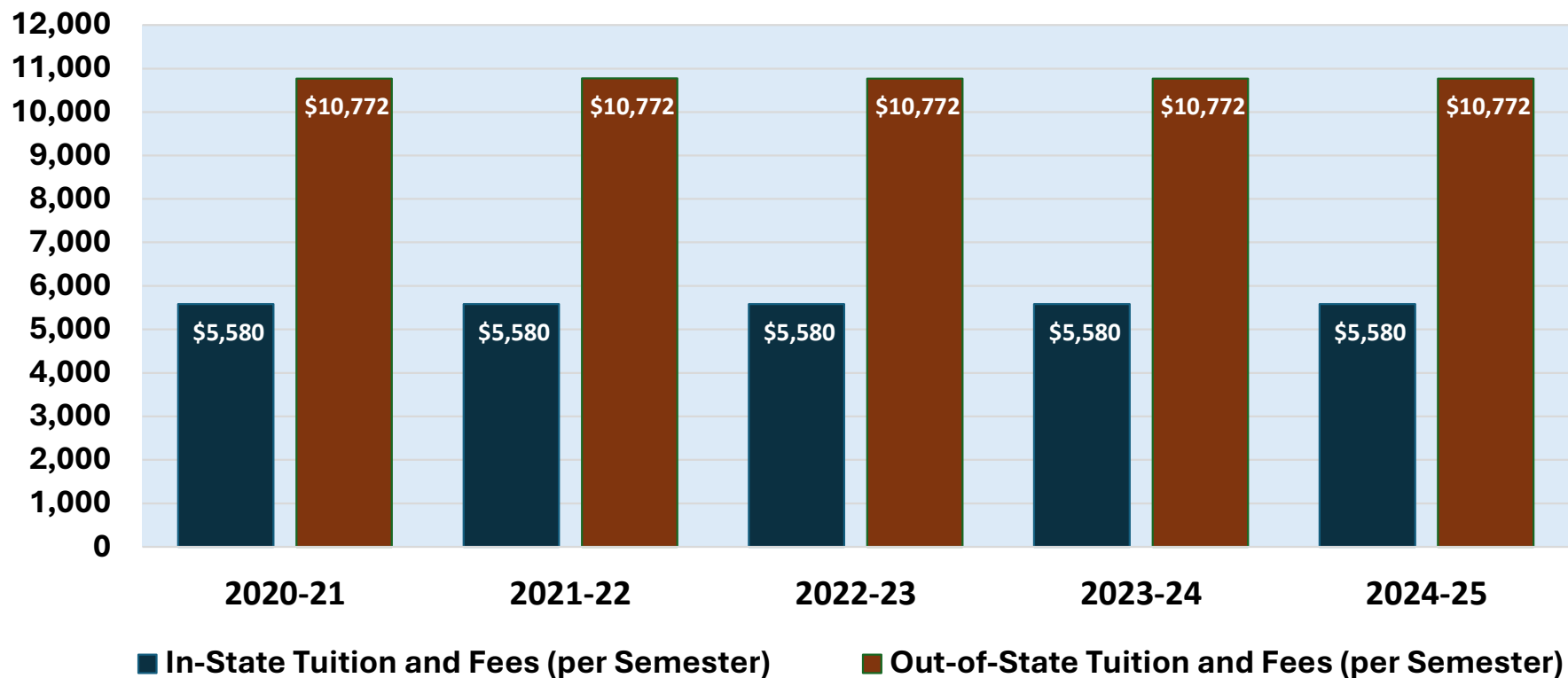
Student Success Rate



Total Success Rate (Graduated or still Enrolled)	
FMU	FMU or Elsewhere (Total)
51%	69%
45%	61%

Undergraduate Tuition & Required Fee History

	FY20-21 Increase	FY2021-22 Increase	FY2022-23 Increase	FY2023-24 Increase	FY2024-25 Increase
Tuition	0%	0%	0%	0%	0%
Tuition and Required Fees	0%	0%	0%	0%	0%



Tuition & Required Fees

Fall 2024 Tuition & Required Fees					Nursing & Engineering (Upper Division)		Nursing		Occupational Therapy, Speech Pathology, Psych-Doctorate	
	Undergraduate		Graduate		Undergraduate		Graduate		Graduate	
	In State	Out-of-State	In State	Out-of-State	In State	Out-of-State	In State	Out-of-State	In State	Out-of-State
Tuition										
Education & General	5,072	10,264	5,186	10,492	7,998	16,116	8,112	16,344	9,644	19,408
Capital Maint. Reserve	100	100	100	100	100	100	100	100	100	100
Programs Enhancement	20	20	20	20	20	20	20	20	20	20
Total	5,192	10,384	5,306	10,612	8,118	16,236	8,232	16,464	9,764	19,528
Required Fees										
Registration	20	20	20	20	20	20	20	20	20	20
Student Activity	156	156	156	156	156	156	156	156	156	156
Information Tech	112	112	112	112	112	112	112	112	112	112
Facility	100	100	100	100	100	100	100	100	100	100
Total	388	388	388	388	388	388	388	388	388	388
Grand Total	5,580	10,772	5,694	11,000	8,506	16,624	8,620	16,852	10,152	19,916

Scholarships & Grants

94% of scholarship funding (\$24M) went to support in-state students.

	In-State		Out-of-State		Totals	
FY 23-24 Financial Assistance	Students	Amount	Students	Amount	Students	Amount
Federal Grants and Scholarships						
Federal Pell Grants	1,363	7,888,176	44	245,025	1,407	8,133,201
Federal SEOG Grants	178	167,659	3	3,000	181	170,659
HRSA Federal ANEW Grant	24	455,613	1	25,000	25	480,613
Vocational Rehabilitation Grant	19	117,548	0	0	19	117,548
Subtotal	1,584	8,628,996	48	273,025	1,632	8,902,022
State Grants and Scholarships						
SC Need Based Grant	1,159	3,658,759	0	0	1,159	3,658,759
LIFE, Hope, and LIFE Enhancement	1,162	5,567,600	0	0	1,162	5,567,600
Palmetto Fellows/PM Enhancement	79	657,425	0	0	79	657,425
NG CAP, Post 9/11, Tuition Assit	60	512,700	5	75,701	65	588,402
Subtotal	1,301	6,737,725	5	75,701	1,306	6,813,427
Outside Scholarships and Grants	151	840,570	1	14,192	152	854,762
FMU Academic Scholarships	915	2,653,100	134	185,446	1,049	2,838,546
FMU Athletic Scholarships	85	399,554	120	820,019	205	1,219,573
Total Above	5,195	22,918,705	308	1,368,383	5,503	24,287,088

Outstanding Debt

Series 2022 Athletic Facilities Revenue Bonds

Issued in 2022 to fund the renovation of the Smith University Center (an Athletic Facility) and to refinance the outstanding Series 2009A Athletic Facilities Revenue Bonds.

Total Debt	\$10,528,759
Total Principal	\$8,610,000
Total Interest	\$1,918,759
Interest Rate	3.18%
Average annual debt service expense	\$809,905
Average annual principal expense	\$662,308
Average annual interest expense	\$147,597
Pay Off Date	2034

Employees

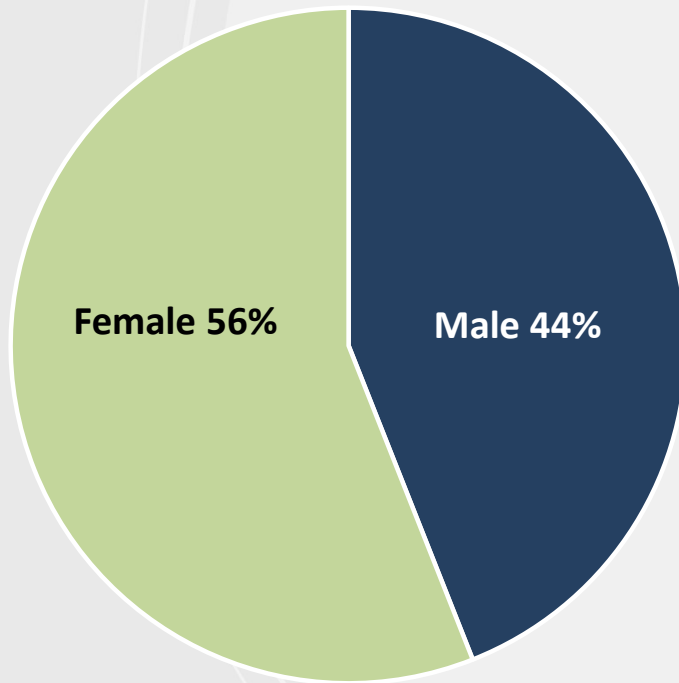
Employee Headcount	
Full-time Faculty	224
Part-time Faculty	105
Full-time Staff	276
Part-time Staff	25
Total	630

FTEs		
	Authorized	Vacant
State	300.18	18.06
Federal	0.75	0
Other	190.43	18.52
Total	491.36	36.58

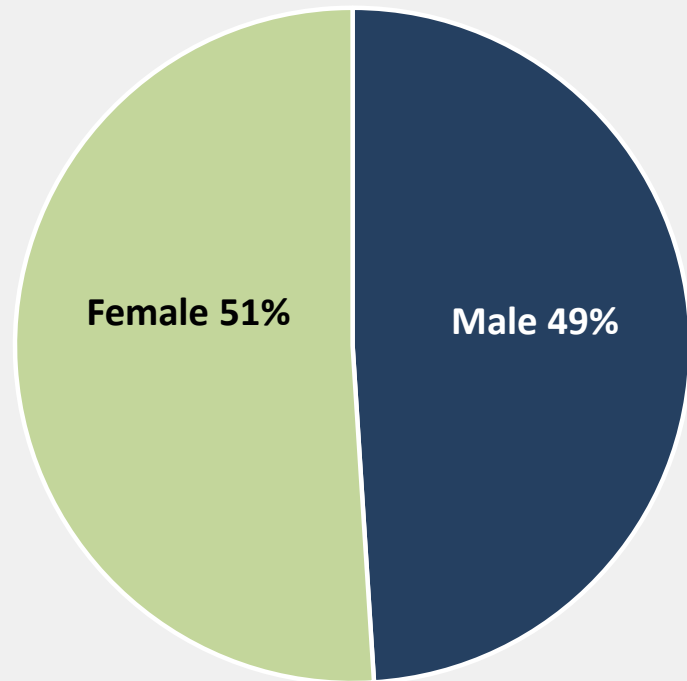
FY24 Total Payroll	
Personal Service	\$37,718,794
Fringes	\$15,547,749
Total	\$53,266,543

Employee Gender

All Employees



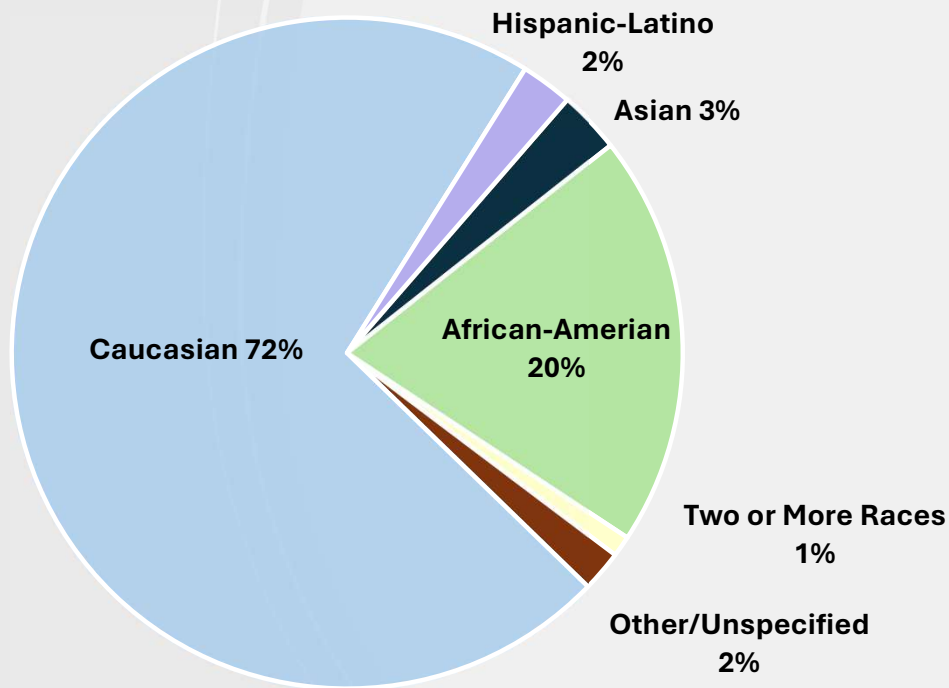
Administration



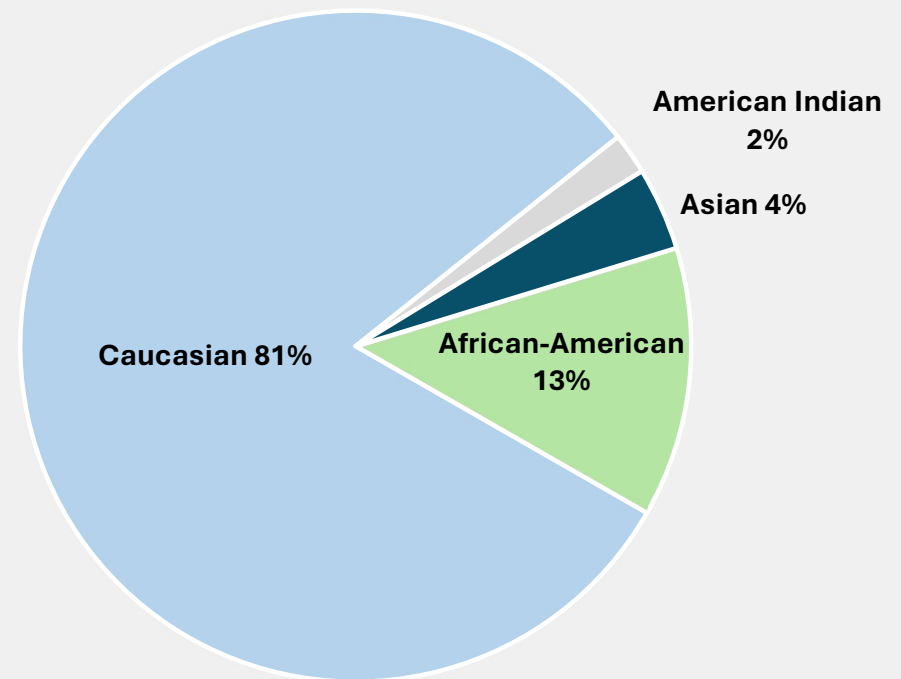
Note: Administration includes Senior Staff, Deans, and Chairs.

Employee Race or Ethnicity

All Employees



Administration



Note: Administration includes Senior Staff, Deans, and Chairs.

Capital Projects

Project Name	Number	Status	Budget	Balance
School of Education / School of Business Building	9538	Construction complete, with punch list items remaining.	\$23,494,068 \$17M - FY21-22 Proviso 118.18 (B)(14) \$6M – 2021 Capital Reserve Act	\$411,615
Smith University Center Renovation/Improvement	9582	Renovation complete, with punch list items remaining.	\$5,865,000 \$4M - Athletic Bond Revenue bonds \$1.865M – FMU Capital Maintenance Reserve	\$55,942
Founders Hall Renovation	9587	Work pending.	\$9,000,000 2023 Capital Reserve Act	\$9,000,000
Medical Education Consortium Building (Circle Park facility)	9590	Phase I A-1 is complete. Programming and design work in progress.	\$21,000,000 FY21-22 Proviso 118.18 (B)(14)	\$20,528,813
Forestry & Environmental Sciences Building	9592	Land transfer completed. Phase 1 A-1 submitted.	\$18,000,000 \$8M – 2022 Appropriation Act \$10M – 2022 Capital Reserve Act	\$17,691,043
McNair Science / Leatherman Science Renovation	9593	Phase 1 A-1 approved. In planning.	\$7,000,000	\$7,000,000

Deferred Maintenance/ Capital Renewal Projects

- The Campus Development Plan, approved by the FMU Board of Trustees in November 2022, outlines a comprehensive strategy for capital renewal and the maintenance of University facilities.
- A recent achievement is the completion of a \$1.9 million federally-funded stormwater abatement project. This critical initiative was designed to mitigate flooding of campus roadways and infrastructure during severe storms, ensuring the safety and functionality of the campus environment.
- Last fiscal year, FMU expended \$3.2M to meet the general maintenance needs of campus facilities and infrastructure.
- In addition, the University prioritized a series of initiatives to address capital renewal and deferred maintenance made possible through state appropriations. These efforts included extending the functional lifespan of facilities through repairs, renovations, and replacements. Of these initiatives, the following remaining projects are pending completion:

Project Name	Number	Project Status	Balance
McNair & Leatherman Roof	9586	A-1 Phase II Approved. Project pending.	\$388,077
HVAC Systems	9588	In progress, pending completion.	\$140,383

FM Awards & Accolades

